

1 1T GENERAL DUTY CASTERS



Swivel


A sturdy light-duty caster. The single ball race design makes the 01 series an economical, yet dependable caster.

Typical Applications:

- Moving Dollies
- Institutional equipment
- Furniture
- Display & Merchandise Racks



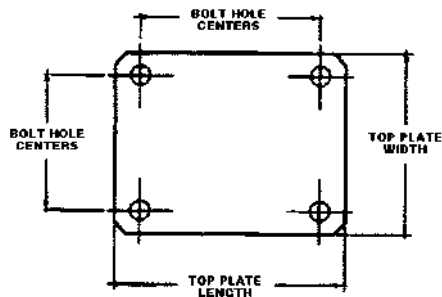
Rigid



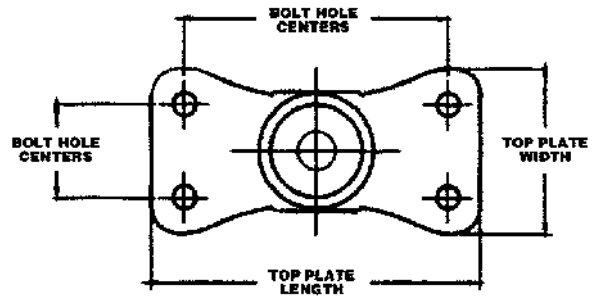
Brake Option:
Add **B** to part number
for cam brake (swivel only)

300 LBS. LOAD CAPACITY TYPE CASTERS

- Top Plate & Yoke: Heavily embossed, formed steel for strength and durability
- Swivel Section: Single ball raceway for free swiveling under load.
- Finish: All parts, except wheel, are zinc plated to prevent rust or resist corrosion.
- Alternate or custom cast configurations available.



Swivel



Rigid

CASTER SPECIFICATIONS

Wheel Type (Wheel Code)	Wheel Diameter (inch)	Tread Width (inch)	Bearing Type	Load Capacity (lbs)	Overall Height (inch)	Swivel Lead (inch)	Swivel Part Number Rigid add R*
STEEL (STL) WHEELS WITH PLAIN BEARINGS	2	15/16	Plain	125	2-7/16	1-3/4	1TSTL2S
	2-1/2	1-1/16	Plain	200	3-1/4	2-3/8	1TSTL25S
	3	1-1/4	Plain	250	3-3/4	2-7/16	1TSTL3S
	4	1-1/4	Plain	300	5	2-9/32	1TSTL4S
HEAVY DUTY PLASTIC (HDP) WHEELS WITH PLAIN BEARINGS	3	1-1/4	Plain	250	3-3/4	2-7/16	1THDP3S
	4	1-1/4	Plain	300	5	2-9/32	1THDP4S
POLYURETHANE (PLY) WHEELS WITH PLAIN BEARINGS	2	15/16	Plain	90	2-7/16	1-3/4	1TPLY2S
	2-1/2	1-1/16	Plain	100	3-1/4	2-3/8	1TPLY25S
	3	1-1/4	Plain	140	3-3/4	2-7/16	1TPLY3S
	3	1-1/4	Plain	220	3-3/4	2-7/16	1TPLY4S
HARD RUBBER (HR) WHEELS WITH NYLON BEARINGS	3	1-1/4	Nylon	225	3-3/4	2-7/16	1THR3S
	4	1-1/4	Nylon	250	5	2-9/32	1THR4S
SOFT RUBBER (SR) WHEELS WITH NYLON BEARINGS	3	1-1/4	Nylon	175	3-3/4	2-7/16	1TSR3S
	4	1-1/4	Nylon	255	5	2-9/32	1TSR4S

MOUNTING PLATE DIMENSIONS

Wheel Dia. (inch)	Plate Dimensions (inch)	Bolt Spacing (inch)	Bolt Size (inch)
Swivel			
2	1-7/8 x 2-9/16	15/16 x 2-1/8	1/4
2-1/2	2-3/4 x 3-7/8	1-3/4 x 3	5/16
3	3-1/8 x 4-1/8	2-3/8 x 3-3/8 to 3-7/16	5/16
4	4 x 5-1/8	3 x 4	3/8
Rigid			
2	1-1/2 x 2-21/32	15/16 x 2-1/8	1/4
2-1/2	2-1/8 x 4-3/8	1-1/16 x 3-1/2	5/16
3	2-5/16 x 4-7/8	1-3/16 x 4	5/16
4	3-1/16 x 6-1/8	1-3/4 x 5	3/8