



PREMIUM URETHANE/POLYURETHANE WHEELS

	<u>PAGE</u>
Premium Urethane/Premium Soft	32-34
Swivel-Eaz™	36-37
Polyurethane/Cast Iron	38-42
Polyurethane/Aluminum	43-44
Polyurethane	45-56

**PREMIUM URETHANE
POLYURETHANE WHEELS**



URETHANE TREAD ON ALUMIUM CORE

WHEELS & CASTERS

PREMIUM URETHANE WHEELS can be produced up to 36 inches. These wheels can be used without reservation for in-plant transportation with medium-sized loads. They offer considerably reduced starting and rolling resistance as well as high dynamic loading capacity. The premium soft wheels offer better shock absorption and noise reduction.

URETHANE TREAD ON ALUMIUM CORE EURO (MM) DIMENSIONS



PD-9 SERIES

PD-7 SERIES

Item #	Diameter (mm)	Wheel Width (mm)	Hub Length (mm)	Hub Diameter (mm)	Bearing ID (mm)	Load Capacity (kg)
PD-7/100/040/5/11	100	40	45	45	15	290
PD-7/125/050/5/20	125	50	54	60	20	450
PD-7/150/050/5/20	150	50	54	59	20	550
PD-7/160/050/5/20	160	50	54	59	20	580
PD-7/180/050/5/20	180	50	54	59	20	660
PD-7/200/050/5/20	200	50	54	60	20	660
PD-7/200/050/5/25	200	50	54	60	25	660
PD-7/250/060/5/20	250	60	54	60	20	790
PD-7/250/060/5/25	250	60	60	60	25	760

25.4 mm = 1 inch 1 kg = 2.2 lbs

All wheels can be adapted to fit in U.S. caster rigs.

Premium urethane soft wheels with aluminum rim

Aluminum wheel center with ball bearings (/5). Direct bonded tread (78° Shore A).

Item #	Diameter (mm)	Wheel Width (mm)	Hub Length (mm)	Hub Diameter (mm)	Bearing ID (mm)	Load Capacity (kg)
PD-9/080/025/5/15	80	25	30	28	15	150
PD-9/100/040/5/15 B*	100	40	45	45	15	300
PD-9/100/040/5/15	100	40	45	45	15	350
PD-9/125/040/5/15	125	40	40	46	15	380
PD-9/125/050/5/20	125	50	54	60	20	400
PD-9/150/050/5/20	150	50	54	60	20	450
PD-9/160/050/5/20	160	50	54	59	20	500
PD-9/180/050/5/20 B*	180	50	54	59	20	550
PD-9/200/050/5/20	200	50	54	60	20	700
PD-9/200/050/5/25	200	50	54	60	25	700
PD-9/250/050/5/20	250	50	60	60	20	790
PD-9/250/060/5/25	250	60	60	60	25	790

25.4 mm = 1 inch 1 kg = 2.2 lbs


* with crowned tread

All wheels can be adapted to fit in U.S. caster rigs.

Premium urethane wheels with aluminum rim

Aluminum wheel center with ball bearings (/5). Direct bonded tread (93° Shore A).

HEAVY DUTY URETHANE TREAD WHEELS ON CAST IRON CORE EURO (MM) DIMENSIONS




Premium urethane Heavy-duty wheels with cast iron rim

Gray cast iron wheel center with ball bearings (/5). Direct bonded tread (93° Shore A).

Item #	Diameter (mm)	Wheel Width (mm)	Hub Length (mm)	Fixing Length (mm)	Hub Diameter (mm)	Bearing ID (mm)	Load Capacity (kg)
PUHD-9/080/030/5/12	80	30	40	40	45	12	220
PUHD-9/100/025/5/15	100	25	25	26	43	15	220
PUHD-9/100/035/5/12	100	35	40	40	42	12	300
PUHD-9/100/035/5/15	100	35	40	38	42	15	300
PUHD-9/100/040/5/15	100	40	45	42	45	15	350
PUHD-9/100/040/5/20	100	40	45	45	45	20	360
PUHD-9/100/050/5/25	100	50	50	48	-	25	450
PUHD-9/125/040/5/15	125	40	45	45	42	15	450
PUHD-9/150/050/5/20	150	50	50	54	61	20	660
PUHD-9/150/060/5/20	150	60	60	60	77	20	800
PUHD-9/160/040/5/20	160	40	45	49	61	20	550
PUHD-9/160/050/5/20	160	50	60	60	65	20	660
PUHD-9/200/050/5/20	200	50	56	56	65	20	1.000
PUHD-9/200/075/5/25	200	75	80	80	70	25	1.350
PUHD-9/200/080/5/25	200	80	80	84	72	25	1.400
PUHD-9/250/050/5/25	250	50	60	64	67	25	1.100
PUHD-9/250/060/5/25	250	60	60	60	77	25	1.350
PUHD-9/250/075/5/30	250	75	75	75	77	30	1.700
PUHD-9/250/080/5/30	250	80	80	80	75	30	1.700
PUHD-9/300/060/5/30	300	60	65	65	82	30	1.600
PUHD-9/300/075/5/40	300	75	75	75	105	40	2.000
PUHD-9/300/080/5/40	300	80	85	85	105	40	2.100
PUHD-9/300/100/5/40	300	100	110	110	105	40	1.930
PUHD-9/360/060/5/30	300	60	60	60	111	30	1.140
PUHD-9/400/075/5/45	400	75	85	85	131	45	1.480
PUHD-9/400/100/5/50	400	100	100	100	130	50	3.660
PUHD-9/500/200/5/90	500	200	200	200	230	90	9.170

25.4 mm = 1 inch 1 kg = 2.2 lbs

All wheels can be adapted to fit in U.S. caster rigs.



PREMIUM URETHANE/SWIVEL-EAZ™ WHEELS

PREMIUM URETHANE/ SWIVEL-EAZ® - SWE

Capacity Up to 5600 lbs.



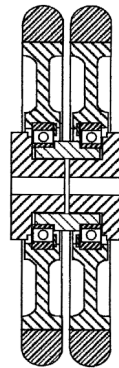
Swivel-EAZ® Wheels with Urethane Tread

A one-of-a-kind split outer tread wheel, the Swivel-EAZ® is the ultimate solution for the many industries searching to satisfy all of the ergonomic requirements and standards within today's environment. The technological design greatly reduces turning and rolling resistance on swivel, rigid and fixed axle systems.

Features

- Independent Swivel Surfaces.
- Reduces Rolling Resistance.
- Minimizes Initial Start Forces.
- Prolongs the Life of the Swivel Caster.
- Eliminates the Need for Costly Dual-Wheel Casters.
- Carries 2x the Load of Standard Size Wheels with Similar Tread Hardness.
- Offered in 4 Different Tread Hardness and Compounds to Fit Your Needs.
- Maintenance-Free for Longer Life.
- Non-Marking, High-Performance Elastomer Treads.

Patented SWE® Design



SWE-820-CRN Wheels
Kingpinless HD Caster Rig



SWIVEL-EAZ® CASTERS

Swivel-EAZ® Wheels are excellent with Kingpinless and pressed steel total lock casters. For more information, contact Acorn.™

Available in kingpinless caster yokes.

NEW ACORN™ DUAL-IN-ONE™ WHEELS NOW AVAILABLE.

PREMIUM URETHANE/SWIVEL-EAZ™ WHEELS

Wheel Part Number*	Diameter (inch)	Width (inch)	Axle Size (inch)	Hub Length (inch)	70A (lbs)	80A (lbs)	95A (lbs)	60D (lbs)	75D (lbs)
Standard									
SWE320CRN	3	2	1/2	2-1/2	N/A	320	400	520	600
SWE420CRN	4	2	1/2	2-1/2	300	400	500	650	700
SWE520CRN	5	2	1/2	2-1/2	450	650	800	975	1050
SWE620CRN	6	2	1/2	2-1/2	600	900	1100	1300	1450
SWE625CRN	6	2-1/2	3/4	3	600	900	1100	1300	1450
SWE640CRN	6	4	3/4, 1-1/4	4-1/2	950	1200	1700	2100	2200
SWE820CRN	8	2	1/2	2-1/2	1100	1800	2400	2700	2850
SWE825CRN	8	2-1/2	3/4	3	1100	1800	2400	2700	2850
SWE1025CRN	10	2-1/2	3/4, 1-1/4	3	1500	2400	3150	3550	3800
SWE1030CRN	10	3	3/4, 1-1/4	3-1/2	1800	3100	3800	4300	4550
SWE1050CRN	10	5	1-1/4	5-1/2	1950	3100	4000	4400	4600
Heavy Duty									
HDSWE330CRN	5	3	3/4	3-1/2	600	880	1200	1460	1600
HDSWE630CRN	6	3	3/4	3-1/2	800	1200	1650	1950	2100
HDSWE830CRN	8	3	3/4	3-1/2	1485	2450	3250	3645	3850

Flat Tread Swivel Eaz® Wheels

Standard									
SWE320FT	3	2	1/2	2-1/2	N/A	560	720	800	900
SWE420-FT	4	2	1/2	2-1/2	500	700	900	1000	1100
SWE520FT	5	2	1/2	2-1/2	700	1050	1400	1550	1650
SWE620FT	6	2	1/2	2-1/2	900	1400	1900	2200	2400
SWE625FT	6	2-1/2	3/4	3	900	1400	1900	2200	2400
SWE640FT	6	4	3/4, 1-1/4	4-1/2	1300	2000	3000	3500	3700
SWE820FT	8	2	1/2	2-1/2	1400	2300	3000	3500	3700
SWE825FT	8	2-1/2	3/4	3	1400	2300	3000	3500	3700
SWE1025FT	10	2-1/2	3/4, 1-1/4	3	1800	3100	4000	4700	4900
SWE1030FT	10	3	3/4, 1-1/4	3-1/2	2200	2700	4800	5600	5900
SWE1050FT	10	5	3/4, 1-1/4	3-1/2	2300	2800	4900	5800	6000
SWE1230FT	12	3	1-1/4	3-1/2	2500	4200	5400	6300	7200
SWE1250FT	12	5	1-1/4	5-1/2	2800	4500	5900	6900	7500
Heavy Duty									
HDSWE330FT	3	3	3/4	3-1/2	950	1420	2100	2325	2500
HDSWE630FT	3	3	3/4	3-1/2	1220	1890	2850	3300	3500
HDSWE830FT	3	3	3/4	3-1/2	1890	3100	4000	4725	4960


*When ordering, note durometer after the part number

Load capacities are for tow loads of 5-8 mph. For manual loads at 1-3 mph, multiply ratings above by 1.20

PREMIUM URETHANE/ALUMINUM CORE/DONUT TREAD

PREMIUM URETHANE/ ALUMINUM CORE/ DONUT TREAD - UR9/AL/DT

Capacity Up to 1100 lbs.



Donut Tread Urethane Wheels are ergonomically designed with rollability in mind. These premium polyurethane wheels are standard with crowned treads, sealed precision ball bearings and top hats reducing bushings for optimum rollability. These wheels will perform well in both manual and power-towed material handling applications. They are available in four different tread durometers (hardness) and color coded for easy identification.

Features:

- 6" & 8" polyurethane treads are both mechanically and chemically bonded to die-cast aluminum cores. This dual bonding process presents tread separation, which is the most common reason for polyurethane tread failure
- 4" & 5" polyurethane treads are chemically bonded only
- Bell bushings (2) are included with each wheel to hold 6203 2RS precision bearings in hub
- Longer life
- Superior rollability
- Excellent floor protection - Non-marking
- Resistance to most chemicals and oils
- Temperature range -40°F to +180°F

Wheel Part Number	Dia. (in)	Width (in)	Capacity (lbs)	Bearing Bore (in)	Hub Length (in)	Approx. Wt. (lbs)
Polyurethane Gray 70A with Precision Ball Bearings — 1/2" Axle — 2-1/2" Hub Length						
UR9/AL/DT042070A	4	2	300	1/2	2-7/16	3
UR9/AL/DT052070A	5	2	400	1/2	2-7/16	4
UR9/AL/DT062070A	6	2	550	1/2	2-7/16	5
UR9/AL/DT082070A	8	2	700	1/2	2-7/16	6
Polyurethane Red 82A with Precision Ball Bearings — 1/2" Axle — 2-1/2" Hub Length						
UR9/AL/DT042082A	4	2	400	1/2	2-7/16	3
UR9/AL/DT052082A	5	2	525	1/2	2-7/16	4
UR9/AL/DT062082A	6	2	650	1/2	2-7/16	5
UR9/AL/DT082082A	8	2	850	1/2	2-7/16	6
Polyurethane Blue 95A with Precision Ball Bearings — 1/2" Axle — 2-1/2" Hub Length						
UR9/AL/DT042095A	4	2	400	1/2	2-7/16	3
UR9/AL/DT052095A	5	2	600	1/2	2-7/16	4
UR9/AL/DT062095A	6	2	800	1/2	2-7/16	5
UR9/AL/DT082095A	8	2	950	1/2	2-7/16	6
Polyurethane Gray 60D with Precision Ball Bearings — 1/2" Axle — 2-1/2" Hub Length						
UR9/AL/DT042060D	4	2	500	1/2	2-7/16	3
UR9/AL/DT052060D	5	2	750	1/2	2-7/16	4
UR9/AL/DT062060D	6	2	1000	1/2	2-7/16	5
UR9/AL/DT082060D	8	2	1100	1/2	2-7/16	6

Load capacities are for tow loads of 5-8 mph

For manual loads at 1-3 mph, multiply ratings above by 1.20

ALL WHEELS AVAILABLE IN 70A, 80A, 95A, 70D AND 60D DUROMETERS.

COLOR-CODED HARDNESS SYSTEM:

Black: 70A (+/- 5) Durometer

Red: 82A (+/- 5) Durometer

Blue: 95A (+/- 5) Durometer

Gray: 60D (+/- 5) Durometer

POLYURETHANE/THICK TREAD/CAST IRON CORE

POLYURETHANE/THICK TREAD CAST IRON CORE - PX

Capacity Up to 7700 lbs.



Composed of a polyurethane elastomer, open cast or injection molded, on clean, close tolerance cores. Polyurethane tread is chemically bonded to a cast iron core. High capacity polyurethane protects floors, is non-marking and delivers quieter operation than standard metal wheels.

Features

- **Hardness:** 95 Shore A.
- **Wheel Face:** Available in flat or crown tread.
- **Finish:** Green tread on black core.
- **Temperature Range:** -40°F up to +180°F.

Wheel Options

- 80 Shore A durometer option available (15% capacity reduction). Provides more debris resistance. Butterscotch tread on black core.
- 70 Shore D durometer option available (20% capacity increase). Black tread on black core.
- Note: Select bearings featured are recommended for standard applications. For special applications or alternate bearings consult Acorn.™
- For customization & special application, please consult Acorn.™

* R=Roller bearing, P=Precision Ball Bearing
T=Tapered Roller Bearing


Dia. (inch)	Width (inch)	Capacity (lbs)	Hub Length (inch)	Bore (inch)	Bearing (inch)	Wt. (lbs)	Part Number*
6	3	2040	3-1/4	1-15/16	1	13-3/4	PX63R16
6	3	2040	3-1/4	1-15/16	1-1/4	13-3/4	PX63R20
6	3	2040	3-1/2	1-15/16	3/4	13-1/4	PX63T12
6	3	2040	3-1/2	1.98	1	13-1/4	PX63T16
8	3	2520	3-1/4	1-15/16	1	16	PX83R16
8	3	2520	3-1/4	1-15/16	1-1/4	16	PX83R20
8	3	2520	3-1/2	1-15/16	3/4	15-3/4	PX83T12
8	3	2520	3-1/2	1.98	1	15-3/4	PX83T16
8	4	3500	4-1/4	2-7/16	1-1/4	23-3/4	PX84R20
8	4	3500	4-1/4	2-7/16	1-1/2	23-3/4	PX84R24
8	4	3500	4-1/2	2-7/16	1	22-1/2	PX84T16
8	4	3500	4-1/2	2-7/16	1-1/4	22-1/2	PX84T20
10	3	3000	3-1/4	1-15/16	1	20-1/2	PX1030R16
10	3	3000	3-1/4	1-15/16	1-1/4	20-1/2	PX1030R20
10	3	3000	3-1/2	1-15/16	3/4	20	PX1030T12
10	3	3000	3-1/2	1.98	1	20	PX1030T16
10	3	3000	3-1/2	2.33	1-1/4	20	PX1030T20
10	4	4200	4-1/4	2-7/16	1-1/4	30-1/4	PX1040R20
10	4	4200	4-1/4	2-7/16	1-1/2	30-1/4	PX1040R24
10	4	4200	4-1/2	2-7/16	1	29	PX1040T16
10	4	4200	4-1/2	2-7/16	1-1/4	29	PX1040T20
10	5	5000	5-1/4	2-7/16	1-1/4	41-1/4	PX1050R20
10	5	5000	5-1/4	2-7/16	1-1/2	41-1/4	PX1050R24
10	5	5000	5-1/2	2-7/16	1	39-1/4	PX1050T16
10	5	5000	5-1/2	2-7/16	1-1/4	39-1/4	PX1050T20
12	3	3420	3-1/4	1-15/16	1	28-1/4	PX1230R16
12	3	3420	3-1/4	1-15/16	1-1/4	28-1/4	PX1230R20
12	3	3420	3-1/2	1-15/16	3/4	28	PX1230T12
12	3	3420	3-1/2	1.98	1	28	PX1230T16
12	3	3420	3-1/2	2.33	1-1/4	28	PX1230T20
12	4	4800	4-1/2	2-7/16	1-1/4	36-3/4	PX1240R20
12	4	4800	4-1/4	2-7/16	1-1/2	36-3/4	PX1240R24
12	4	4800	4-1/2	2-7/16	1	35-1/2	PX1240T16
12	4	4800	4-1/2	2-7/16	1-1/4	35-1/2	PX1240T20
12	5	6000	5-1/4	2-7/16	1-1/4	48	PX1250R20
12	5	6000	5-1/4	2-7/16	1-1/2	48	PX1250R24
12	5	6000	5-1/2	2-7/16	1	47	PX1250T16
12	5	6000	5-1/2	2-7/16	1-1/4	47	PX1250T20
12	6	7500	6-1/2	2.33	1-1/4	25-3/4	PX1260T20
16	3	4260	4-1/4	2-7/16	1-1/4	51	PX1630R20
16	3	4260	4-1/4	2-7/16	1-1/2	51	PX1630R24
16	3	4260	4-1/2	2-7/16	1	49-3/4	PX1630T16
16	3	4260	4-1/2	2-7/16	1-1/4	49-3/4	PX1630T20
16	4	5970	5-1/4	2-7/16	1-1/4	65	PX1640R20
16	4	5970	5-1/4	2-7/16	1-1/2	65	PX1640R24
16	4	5970	5-1/2	2-7/16	1-1/4	63	PX1640T20
16	5	7700	5-1/4	2-7/16	1-1/4	85	PX1650R20
16	5	7700	5-1/4	2-7/16	1-1/2	85	PX1650R24
16	5	7700	5-1/2	2-7/16	1-1/4	85	PX1650T20

New polyurethane elastomer tread

POLYURETHANE/CAST IRON CORE

POLYURETHANE/CAST IRON PY/PH

Capacity Up to 4200 lbs.



Composed of a polyurethane elastomer, open cast or injection molded, on clean, close tolerance cores. Polyurethane tread is chemically bonded to a cast iron core. High capacity polyurethane protects floors, is non-marking and delivers quieter operation than standard metal wheels.

Features

- **Hardness:** 95 Shore A.
- **Wheel Face:** Available in flat or crown tread.
- **Finish:** Green tread on black core.
- **Temperature Range:** -40°F up to +180°F.

Wheel Options

- 80 Shore A durometer option available (15% capacity reduction) Butterscotch tread / black core.
- 70 Shore D durometer option available (20% capacity increase) Black tread / black core.
- Note: Select bearings featured are recommended for standard applications. For special applications and alternate bearings consult Acorn.™

* R=Roller bearing, P=Precision Ball Bearing
T=Tapered Roller Bearing

PY = 1-15/16" Bore ID

PH = 2-7/16" Bore ID

Dia. (inch)	Width (inch)	Capacity (lbs.)	Hub Length (inch)	Bore (inch)	Bearing (inch)	Wt. (lbs.)	Part Number*
6	2	1230	2-3/16	1-7/16	7/8	6	PH62R14
6	2	1230	2-3/16	1-7/16	1	6	PH62R16
6	3	2040	3-1/4	1-15/16	1	13-3/4	PY63R16
6	3	2040	3-1/4	1-15/16	1-1/4	13-3/4	PY63R20
6	3	2040	3-1/2	1-15/16	3/4	13-1/4	PY63T12
6	3	2040	3-1/2	1.98	1	13-1/4	PY63T16
8	3	2520	3-1/4	1-15/16	1	16	PY83R16
8	3	2520	3-1/4	1-15/16	1-1/4	16	PY83R20
8	3	2520	3-1/2	1-15/16	3/4	15-3/4	PY83T12
8	3	2520	3-1/2	1.98	1	15-3/4	PY83T16
8	3	2520	3-1/2	2.33	1-1/4	15-3/4	PY83T20
8	3	2520	3-1/4	2-7/16	1-1/4	15-1/2	PH83R20
8	3	2520	3-1/4	2-7/16	1-1/2	15-1/2	PH83R24
8	4	3500	4-1/4	2-7/16	1-1/4	23-3/4	PY84R20
8	4	3500	4-1/4	2-7/16	1-1/2	23-3/4	PY84R24
8	4	3500	4-1/2	2-7/16	1	22-1/2	PY84T16
8	4	3500	4-1/2	2-7/16	1-1/4	22-1/2	PY84T20
10	3	3000	3-1/4	1-15/16	1	20-1/2	PY1030R16
10	3	3000	3-1/4	1-15/16	1-1/4	20-1/2	PY1030R20
10	3	3000	3-1/2	1-15/16	3/4	20	PY1030T12
10	3	3000	3-1/2	1.98	1	20	PY1030T16
10	3	3000	3-1/2	2.33	1-1/4	20	PY1030T20
10	3	3000	3-1/4	2-7/16	1-1/4	19-3/4	PH1030R20
10	3	3000	3-1/4	2-7/16	1-1/2	19-3/4	PH1030R24
10	4	4200	4-1/4	2-7/16	1-1/4	30-1/4	PY1040R20
10	4	4200	4-1/4	2-7/16	1-1/2	30-1/4	PY1040R24
10	4	4200	4-1/2	2-7/16	1	29	PY1040T16
10	4	4200	4-1/2	2-7/16	1-1/4	29	PY1040T20
10	5	5000	5-1/4	2-7/16	1-1/4	41-1/4	PY1050R20
10	5	5000	5-1/4	2-7/16	1-1/2	41-1/4	PY1050R24
10	5	5000	5-1/2	2-7/16	1	39-1/4	PY1050T16
10	5	5000	5-1/2	2-7/16	1-1/4	39-1/4	PY1050T20
12	3	3420	3-1/4	1-15/16	1	28-1/4	PY1230R16
12	3	3420	3-1/4	1-15/16	1-1/4	28-1/4	PY1230R20
12	3	3420	3-1/2	1-15/16	3/4	28	PY1230T12
12	3	3420	3-1/2	1.98	1	28	PY1230T16
12	3	3420	3-1/2	2.33	1-1/4	28	PY1230T20
12	3	3420	3-1/4	2-7/16	1-1/4	27-1/2	PH1230R20
12	3	3420	3-1/4	2-7/16	1-1/2	27-1/2	PH1230R24
12	4	4800	4-1/4	2-7/16	1-1/4	36-3/4	PY1240R20
12	4	4800	4-1/4	2-7/16	1-1/2	36-3/4	PY1240R24
12	4	4800	4-1/2	2-7/16	1	35-1/2	PY1240T16
12	4	4800	4-1/2	2-7/16	1-1/4	35-1/2	PY1240T20
12	5	6000	5-1/4	2-7/16	1-1/4	48	PY1250R20
12	5	6000	5-1/4	2-7/16	1-1/2	48	PY1250R24
12	5	6000	5-1/2	2-7/16	1	47	PY1250T16
12	5	6000	5-1/2	2-7/16	1-1/4	47	PY1250T20

Continued on Next Page

POLYURETHANE/CAST IRON CORE

POLYURETHANE/CAST IRON PY/PH

Continued

* R=Roller bearing, P=Precision Ball Bearing
T=Tapered Roller Bearing

Dia. (inch)	Width (inch)	Capacity (lbs)	Hub Length (inch)	Bore (inch)	Bearing (inch)	Wt. (lbs)	Part Number*
14	4	5000	4-1/4	2-7/16	1-1/4	48-1/2	PY1440R20
14	4	5000	4-1/4	2-7/16	1-1/2	48-1/2	PY1440R24
14	4	5000	4-1/2	2-7/16	1	47-1/2	PY1440T16
14	4	5000	4-1/2	2-7/16	1-1/4	47-1/2	PY1440T20
16	3	4260	4-1/4	2-7/16	1-1/4	51	PY1630R20
16	3	4260	4-1/4	2-7/16	1-1/2	51	PY1630R24
16	3	4260	4-1/2	2-7/16	1	49-3/4	PY1630T16
16	3	4260	4-1/2	2-7/16	1-1/4	49-3/4	PY1630T20
16	4	5970	5-1/4	2-7/16	1-1/4	65	PY1640R20
16	4	5970	5-1/4	2-7/16	1-1/2	65	PY1640R24
16	4	5970	5-1/4	3-1/16	1-3/4	65	PY1640R28
16	4	5970	5-1/2	2-7/16	1-1/4	63	PY1640T20
16	5	7700	5-1/4	2-7/16	1-1/4	85	PY1650R20
16	5	7700	5-1/4	2-7/16	1-1/2	85	PY1650R24
16	5	7700	5-1/4	3-1/16	1-3/4	85	PY1650R28
16	5	7700	5-1/4	3-1/4	2	85	PY1650R32
16	5	7700	5-1/2	2-7/16	1-1/4	85	PY1650T20
18	3	4600	4-1/4	2-7/16	1-1/4	59	PY1830R20
18	3	4600	4-1/4		1-1/2	59	PY1830R24
18	3	4600	4-1/2	2-7/16	1-1/4	57-3/4	PY1830T20
18	4	6500	5-1/4	2-7/16	1-1/4	83	PY1840R20
18	4	6500	5-1/4		1-1/2	83	PY1840R24
18	4	6500	5-1/2	2-7/16	1-1/4	81-3/4	PY1840T20
18	5	8400	5-1/4	2-7/16	1-1/2	89	PY1850R24
18	5	8400	5-1/4	3-1/16	1-3/4	89	PY1850R28
18	5	8400	5-1/4	3-1/4	2	89	PY1850R32
18	5	8400	5-1/2	2-9/16	1-1/2	87-3/4	PY1850T24

POLYURETHANE/ CAST IRON - PF

Capacity Up to 4400 lbs.



Dia. (inch)	Width (inch)	Capacity (lbs)	Hub Length (inch)	Bore (mm)	Bearing (inch)	Part Number
6	3	3800	3-1/2	62	3/4	PF63P12
8	3	4000	3-1/2	62	3/4	PF83P12
10	3	4200	3-1/2	62	3/4	PF1030P12
12	3	4400	3-1/2	62	3/4	PF1230P12

Polyurethane treaded wheels firmly bonded to precision machined cast iron cores. The PF wheels are designed to reduce noise problems and offer cushion to loads. Large diameter precision bearings offer ease of rolling.

POLYURETHANE/CAST IRON CORE

ECONOMY POLYURETHANE/ CAST IRON CORE - PI

Capacity Up to 3500 lbs.



Composed of a polyurethane elastomer, open cast or injection molded, on clean, close tolerance cores. Polyurethane tread is chemically bonded to a cast iron core. High capacity polyurethane protects floors, is non-marking and delivers quieter operation than standard metal wheels.

Features

- **Hardness:** 95 Shore A
- **Wheel Face:** Available in flat tread
- **Finish:** Green tread on silver painted core
- **Temperature Range:** -40°F up to +180°F

Wheel Options

- Now available in 2-1/2" and 3" tread width models, consult Acorn™.
- **Note:** Select bearings featured are recommended for standard applications. For special applications or alternate bearings consult factory.
- For customization & special application options, please consult Acorn™.

Dia. (inch)	Width (inch)	Capacity (lbs.)	Hub Length (inch)	Bore (inch)	Bearing (inch)	Bearing Type	Part Number*
4	2	700	2-7/16	1-3/16	1/2	Industrial Ball	PI42B08
4	2	700	2-3/16	1-3/16	5/8	Roller	PI42R10
4	2	700	2-3/16	1-3/16	3/4	Roller	PI42R12
4	2	700	2-3/16	1-3/16	1-3/16	Plain	PI4219
5	2	1000	2-7/16	1-3/16	1/2	Industrial Ball	PI52B08
5	2	1000	2-3/16	1-3/16	3/4	Roller	PI52R12
5	2	1000	2-3/16	1-3/16	1-3/16	Plain	PI5219
6	2	1200	2-7/16	1-3/16	1/2	Industrial Ball	PI62B08
6	2	1200	2-3/16	1-3/16	1/2	Ped. Prec. Ball	PI62P08
6	2	1200	2-3/16	1-3/16	5/8	Roller	PI62R10
6	2	1200	2-3/16	1-3/16	3/4	Roller	PI62R12
6	2	1200	2-3/16	1-3/16	3/4	Delrin	PI62D12
6	2	1200	2-3/16	1-3/16	1-3/16	Plain	PI6219
6	3	2000	3-1/4	1-15/16	1-15/16	Plain	PI6331
8	2	1400	2-7/16	1-3/16	1/2	Industrial Ball	PI82B08
8	2	1400	2-7/16	1-3/16	1/2	Ped. Prec. Ball	PI82P08
8	2	1400	2-3/16	1-3/16	3/4	Roller	PI82R12
8	2	1400	2-3/16	1-3/16	1-3/16	Plain	PI8219
8	3	2500	3-1/4	1-15/16	1	Roller	PI83R16
8	3	2500	3-1/4	1-15/16	1-15/16	Plain	PI8331
10	3	3000	3-1/4	1-15/16	1	Roller	PI1030R16
10	3	3000	3-1/4	1-15/16	1-15/16	Plain	PI103031
12	3	3500	3-1/4	1-15/16	1	Roller	PI1230R16
12	3	3500	3-1/4	1-15/16	1-15/16	Plain	PI123031

*PL = Plain Bearing; R = Roller Bearing; P = Pedestal Bearing

POLYURETHANE/ALUMINUM CORE

POLYURETHANE/ ALUMINUM CORE - PD

Capacity Up to 7500 lbs.



Composed of a polyurethane elastomer, open cast or injection molded, on clean, close tolerance cores. Polyurethane tread is chemically bonded to aluminum core. High capacity polyurethane protects floors, is non-marking and delivers quieter operation than standard metal wheels. PA wheels feature **cast** aluminum core. PD wheels feature **die cast** aluminum cores.

Features

- **Hardness:** 95 Shore A (Cast Aluminum Core) and 60 Shore D (Die Cast Aluminum Core).
- **Finish:** Green tread on aluminum core.
- **Temperature Range:** -40° to +180°F.

Wheel Options

- **Note:** Select bearings featured are recommended for standard applications. For special applications or alternate bearings consult Acorn™.
- For customization & special application options, please consult Acorn™.

Dia. (inch)	Width (inch)	Capacity (lbs)	Hub Length (inch)	Bore (inch)	Bearing (inch)	Wt. (lbs)	Part Number
4	2	700	2-3/16	1-3/16	1/2	1-1/2	PD42R08
4	2	700	2-3/16	1-3/16	5/8	1-1/2	PD42R10
4	2	700	2-3/16	1-3/16	3/4	1-1/2	PD42R12
5	2	1050	2-3/16	1-3/16	1/2	1-3/4	PD52R08
5	2	1050	2-3/16	1-3/16	5/8	1-3/4	PD52R10
5	2	1050	2-3/16	1-3/16	3/4	1-3/4	PD52R12
6	2	1230	2-3/16	1-3/16	1/2	2-1/4	PD62R08
6	2	1230	2-3/16	1-3/16	5/8	2-1/4	PD62R10
6	2	1230	2-3/16	1-3/16	3/4	2-1/4	PD62R12
8	2	1500	2-3/16	1-3/16	1/2	3-1/4	PD82R08
8	2	1500	2-3/16	1-3/16	5/8	3-1/4	PD82R10
8	2	1500	2-3/16	1-3/16	3/4	3-1/4	PD82R12
8	3	2520	3-1/4	1-15/16	1	4-1/4	PD83R16
8	3	2520	3-1/4	1-15/16	1-1/4	4-1/4	PD83R20
8	3	2520	3-1/4	1-15/16	3/4	4-1/4	PD83P12
10	3	3000	3-1/4	1-15/16	1	5	PD103R16
10	3	3000	3-1/4	1-15/16	1-1/4	5	PD103R20
10	3	3000	3-1/4	1-15/16	3/4	5	PD103P12
12	6	7500	6-1/2	2.33	1-1/4	25-3/4	PA126T20

* R = Roller Bearing; T = Tapered Bearing; P = Precision Bearing
CUSTOM STRAIGHT-SIDED ALUMINUM CORES WITH PRECISION BEARINGS ARE AVAILABLE FOR ANY DUROMETER POLYURETHANE.

ROUND TREAD POLYURETHANE/ALUMINUM CORE

POLYURETHANE/ ALUMINUM CORE - PM

Capacity Up to 1500 lbs.



Features

- **Hardness:** 90 Shore A (green) or 80 Shore A (butterscotch).
- Wheels furnished complete with top hats spacers and sealed precision bearings.
- **Wheel face:** Donut tread.
- **Finish:** Green tread (90 Shore A) on aluminum core.
- **Temperature Range:** -40°F to +180°F.

Dia. (inch)	Width (inch)	Capacity (lbs)	Hub Length (inch)	Bore (inch)	Bearing (inch)	Wt. (lbs)	Part Number*
5	2	1000	2-7/16	1-9/16	1/2	2	PM52P08
6	2	1250	2-7/16	1-9/16	1/2	3	PM62P08
8	2	1500	2-7/16	1-9/16	1/2	4	PM82P08
5	2	1000	2-7/16	1-9/16	1/2	2	PM52P0890A
6	2	1250	2-7/16	1-9/16	1/2	3	PM62P0890A
8	2	1500	2-7/16	1-9/16	1/2	4	PM82P0890A

*P = Precision Bearing

Composed of a polyurethane elastomer, open cast or injection molded, on clean, close tolerance cores. Wheels feature a chemical and mechanical lock of tread to the core. High capacity polyurethane protects floors, is non-marking and delivers quieter operation than standard metal wheels.

Wheel Options


- Standard 90A Shore A
- Available in **80 Shore A**
Change **PM52P0880A**



Tread is mechanically and chemically bonded through a patented process to a light weight durable aluminum core.

POLYURETHANE/ ALUMINUM CORE - AX

Capacity Up to 1500 lbs.



Features

- **Hardness:** 80 Shore A.
- Wheels furnished complete with top hats spacers and sealed precision bearings.
- **Wheel Face:** Donut tread.
- **Finish:** Red.
- **Temperature Range:** -40°F to +180°F.

Dia. (inch)	Width (inch)	Capacity (lbs)	Hub Length (inch)	Bore (inch)	Bearing (inch)	Wt. (lbs)	Part Number*
5	2	1000	2-7/16	1-9/16	1/2	2	AX52P08
6	2	1250	2-7/16	1-9/16	1/2	3	AX62P08
8	2	1500	2-7/16	1-9/16	1/2	4	AX82P08

*P = Precision Bearing

The best ergonomic solution wheel.
Available in 3 sizes. Hand push and towable.
Long life wheel.

POLYURETHANE'S NEXT GENERATION


95 SHORE A

EASILY HANDLES TOUGH ENVIRONMENTS

NO CORROSION 100% BOND TO CORE

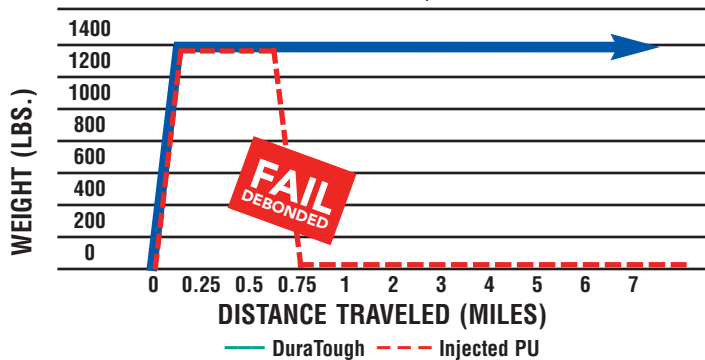
DURATOUGH

DUCTILE POLYURETHANE ON POLYOLEFIN-PTU



ENDURANCE TEST REPORT

Method: Drum + 3mm bump bar • 8 x 2 PPU



HI-TECH POLYURETHANE ON POLYOLEFIN - PTU

Capacity **Up to 1000 lbs.**



Features

- 90-95 Durometer Shore A Polyurethane Tread mechanically bonded to polyolefin core.
- High capacity and lightweight.
- Resists oil, grease, water, and most solvents.
- Smooth rolling and quiet.
- Non-marking.
- Liquid cast flow through 100% polyurethane tread.
- Multi-year tread durability.
- Temperature -45°F up to +180°F.

Diameter (inch)	Width (inch)	Hub Length	Capacity (lbs)	Precision Ball Bearing*	Part Number
3	1-1/4	1-9/16	250	34	314PTU
3-1/2	1-1/4	1-9/16	250	34	3514PTU
4	1-1/4	1-9/16	300	34	414PTU
4	2	2-3/16	700	38, 38Q	420PTU*
5	2	2-3/16	750	38, 38Q	520PTU*
6	2	2-3/16	900	38, 38Q	620PTU*
8	2	2-3/16	1000	38, 38Q	820PTU*

*Precision ball bearings 38 - 1/2" or 38Q - 1/2" HD

POLYURETHANE ON POLYOLEFIN - PPU

Capacity Up to 1000 lbs.



Features

- Injection Molded Polyurethane.
- 90-95 Durometer Shore A Polyurethane Tread mechanically bonded to polyolefin core.
- High capacity and lightweight.
- Resists oil, grease, water, and most solvents.
- Smooth rolling and quiet
- Non-marking.
- Various colors available.
- Temperature -45°F up to +180°F.

Diameter (inch)	Width (inch)	Hub Length	Capacity (lbs)	Precision Ball Bearing*	Part Number
4	2	2-3/16	700	38, 38Q	420PPU*
5	2	2-3/16	750	38, 38Q	520PPU*
6	2	2-3/16	900	38, 38Q	620PPU*
8	2	2-3/16	1000	38, 38Q	820PPU*

*Precision ball bearings 38 - 1/2" or 38Q - 1/2"HD

HEAVY DUTY POLYURETHANE ON ALUMINUM - TUA & DUA

Capacity Up to 2000 lbs.



Features

- High tech grade polyurethane tread.
- Softer 85 Durometer Shore A deflects debris.
- Non-marking.
- Unmatched load capacities in its class.
- Ideal for towline applications.
- Multi-year tread durability.
- Temperature -40°F up to +180°F.

Diameter (inch)	Width (inch)	Hub Length	Capacity (lbs)	Precision Ball Bearing	Flat Tread Number	Donut Tread Number
4	2	2-7/16	1000	63		420DUA63MT
5	2	2-7/16	1200	63		520DUA63MT
6	2	2-7/16	1500	63	620TUA63MT	620DUA63MT
8	2	2-7/16	2000	63	820TUA63MT	820DUA63MT
8	2	2-7/16	2000	64	820TUA64MT	

SOLID POLYURETHANE - SPU

Capacity Up to 1400 lbs.



Features

- 60 Durometer Shore D.
- Meets FDA requirements.
- 100% washable.
- All one piece mold design eliminates bonding failure.
- High impact and abrasion resistant.
- Resists oil, grease, water, and most solvents.
- Temperature -45°F up to +180°F.

Diameter (inch)	Width (inch)	Hub Length	Capacity (lbs)	Precision Ball Bearing*	Part Number
4	2	2-3/16	700	38, 38Q	420SPU*
5	2	2-3/16	1200	38, 38Q	520SPU*
6	2	2-3/16	1200	38, 38Q	620SPU*
8	2	2-3/16	1400	38, 38Q	820SPU*

*Precision ball bearings 38 - 1/2" or 38Q - 1/2"HD

POLYURETHANE ON GLASS-FILLED NYLON - MU & MX

Capacity Up to 4500 lbs.



Features

- MU: 10mm thick polyurethane tread.
- MX: 23mm thick polyurethane tread.
- 90-95 Durometer Shore A green tread.
- 60-70 Durometer Shore A maroon or blue tread.
- Lightweight reinforced glass filled nylon core.
- Non-marking, non-staining, non-conductive tread.
- Resists oil, grease, water, and most solvents.
- Multi-year tread durability.
- Temperature -45°F up to +180°F.

Diameter (inch)	Width (inch)	Hub Length	Capacity (lbs)	Precision Ball Bearing*	Part Number
4	2	2-3/16	800	38, 38Q	420MU*
5	2	2-3/16	1400	38, 38Q	520MU*
6	2	2-3/16	1400	38, 38Q	620MU*
8	2	2-3/16	1800	38, 38Q	820MU*
8	3	3-1/4	3700	38, 38Q	830MX*
10	3	3-1/4	4500	38, 38Q	1030MX*

*Precision ball bearings 38 - 1/2" or 38Q - 1/2"HD

HEAVY DUTY POLYURETHANE ON STEEL - EX

Capacity Up to 4500 lbs.



Features

- 90-95 Durometer Shore A.
- Extra Heavy Duty cast iron core.
- Extra thick 3/4" polyurethane tread.
- Temperature -45°F up to +180°F.

Diameter (inch)	Width (inch)	Hub Length	Capacity (lbs)	Precision Ball Bearing	Part Number
6	3	3-1/4	3000	39	630EX39
8	3	3-1/4	3500	39	830EX39
10	3	3-1/4	4000	39	1030EX39
12	3	3-1/4	4500	39	1230EX39
12	4	4-1/4	6000	39	1240EX39

POLYURETHANE/ POLYPROPYLENE CORE - XA

Capacity Up to 1500 lbs.



1-1/4 in. wide wheel



2 and 2-1/2 in. wide wheels

Excellent properties where washdown of material handling equipment is required. Tread is mechanically locked to an injection molded polymer core to prevent separation. Polyurethane wheels offer greater load capacity than rubber. They offer excellent floor protection. These wheels resist chemicals, acids, caustics and oils. Color is gray on gray core.

Features

- **Hardness:** 90 Shore A.
- **Wheel Face:** Moderate crown.
- **Finish:** Gray tread on gray core.
- **Temperature Range:** -40°F to +180°F.

Dia. (inch)	Width (inch)	Capacity (lbs.)	Hub Length (inch)	Bore (inch)	Bearing (inch)	Wt. (lbs)	Part Number Roller Bearing (01)	Part Number Precision Bearing (28)
3	1-1/4	300	1-5/8		3/8	3/8	XA0303106	XA0302806*
3-1/2	1-1/4	360	1-1/2		3/8	3/8	XA03X3106	XA03X2806*
4	1-1/4	400	1-1/2		3/8	1/2	XA0403106	XA0402806*
4	2	600	2-1/2	1-3/16	3/4	1/2	XA04X3106	-
5	1-1/4	440	1-5/8		3/8	3/4	XA0503106	XA0502806*
5	2	750	2-1/2	1-3/16	3/4	1-3/4	XA0520112	-
6	2	900	2-1/2	1-3/16	3/4	2-1/2	XA0620112	-
8	2	1000	2-1/2	1-3/16	3/4	2-3/4	XA0820112	-
10	2-1/2	1500	3-1/4	1-15/16	1	3	XA1040116	-
10	2-1/2	1500	3-1/2		1	4	-	XA01042812

* R = Roller Bearing; T = Tapered Bearing; P = Precision Bearing

Wheels are complete with spanner bushing and nylon sealed retaining thrust washer. Complete with thread guard spacer.

POLYFLEXON® - UA

Capacity Up to 1000 lbs.



Mechanically and Chemically Bonded Tread.

Features

- Uniquely formulated “Flex Compound” polyurethane elastomer is chemically and mechanically bonded to a precision aluminum core; double bonding helps prevent tread separation and assures reliable mobility.
- Combination of the round PolyFlexon® tread and sealed precision ball bearings minimizes surface friction, enables wheel to turn easily and requires less effort to start up and maintain a rolling load.
- PolyFlexon wheel offers a semi-cushioned ride, is non-marking and is capable of rolling over small debris (metal shavings, door & floor joints, etc.)
- Great for manual or power assisted (towline) applications.
- Durometer: 85 Shore A +/-5.
- Temperature range: -45°F to +180°F.

Diameter (inch)	Width (inch)	Hub Length	Capacity (lbs)	Precision Ball Bearings*	Part Number
6	2	2-3/16	900	63, 72	UA60JN*
8	2	2-3/16	1000	63, 72	UA80JN*


Replace* with desired bearing code.

63 Precision ball bearing (w/top hats) ID 1/2”

72 SS Sealed precision ball bearing (w/top hats) ID 1/2”

POLYFLEXON® CAST - RP

Capacity Up to 1000 lbs.



Features

- Uniquely formulated “Flex Compound” polyurethane elastomer is chemically bonded to a precision aluminum core; double bonding helps prevent tread separation and assures reliable mobility.
- Combination of the round PolyFlexon® tread and sealed precision ball bearings minimizes surface friction, enables wheel to turn easily and requires less effort to start up and maintain a rolling load.
- PolyFlexon wheel offers a semi-cushioned ride, is non-marking and is capable of rolling over small debris (metal shavings, door & floor joints, etc.)
- Great for manual pushed carts & equipment.
- Durometer: 85 Shore A +/-5.
- Temperature range: -45°F to +180°F.

Diameter (inch)	Width (inch)	Hub Length	Capacity (lbs)	Precision Ball Bearings*	Part Number
4	2	2-3/16	700	48, 63	RP40JK*
5	2	2-3/16	800	48, 63	RP50JK*
6	2	2-3/16	900	48, 63	RP60JK*
8	2	2-3/16	1000	48, 63	RP80JK*

Replace* with desired bearing code.

48 Dual Row sealed precision ball bearing ID 3/8”

63 Precision ball bearing (w/top hats) ID 1/2”

POLYURETHANE

POLYON™ - PU

Capacity Up to 1400 lbs.



Features

- Polyurethane elastomer tread. chemically bonded to cast iron core.
- Offers higher weight capacities while providing good floor protection and quiet rolling operation
- Optional precision ball bearing and tapered roller bearings require less effort to start up and maintain a rolling load; they also generate less friction heat and may prolong the life of the wheel.
- Works well in both indoor and outdoor environments; however cast iron core can rust; if this is an issue look at using aluminum or plastic core wheels.
- Colors: (G) green & (V) red.
- Durometer: 95 Shore A +/-5.
- Temperature range: -40°F to +180°F.

Diameter (inch)	Width (inch)	Hub Length	Capacity (lbs)	Roller Bearings	Precision Ball Bearings*	Tapered Bearings	Part Number
4	2	2-3/16	800	02, 04, 09, 92	63	73	PU40J*
5	2	2-3/16	1100	02, 04, 09, 92	63	73	PU50J*
6	2	2-3/16	1200	02, 04, 09, 92	63	73	PU60J*
6	3	3-1/4	2000	24, 26	65		PU60L*
8	2	2-1/4	1400	07, 22	63	73	PU80JV*
8	3	3-1/4	2500	24, 26	65		PU80L*
10	3	3-1/4	3000	24, 26	65		PU10L*
12	3	3-1/4	3500	24, 26	65		PU12L*

Replace* with desired bearing code. 63 Precision ball bearing (w/top hats) ID 1/2"

65 Precision ball bearing (w/top hats) ID 3/4"

ULTRA-POLY® CAST - EX

Capacity Up to 6500 lbs.



Features

- 3/4" thick ultra strong polyurethane elastomer tread chemically bonded to a solid heavy-duty cast iron core.
- Combination of thick tread and heavy core, offers higher weight capacities and provides greater durability than other molded polyurethane tread wheels.
- Optional precision ball bearings and tapered roller bearings offer higher weight capacities and require less effort to start up and maintain a rolling load.
- Provides excellent floor protection and quiet rolling operation.
- Color: green on black.
- Durometer: 50 Shore D +/-5.
- Temperature range: -40°F to +180°F.

Diameter (inch)	Width (inch)	Hub Length	Capacity (lbs)	Precision Ball Bearings*	Part Number
6	3	3-1/4	3000	65, 67	EX60LG*
8	3	3-1/4	3500	65, 67	EX80LG*
8	4	4-1/4	4000	68	EX80NG*
10	3	3-1/4	4000	65, 67	EX10LG*
10	4	4-1/4	5500	68	EX10NG*
12	3	3-1/4	5000	65, 67	EX12LG*
12	4	4-1/4	6500	68	EX12NG*

Replace* with desired bearing code. 65 sealed precision ball bearing ID 3/4"

67, 68 sealed precision ball bearing ID 1"

CHAMPION™ - CP

Capacity Up to 1500 lbs.



Features

- 1-3/16" thick ultra-flex compound polyurethane elastomer tread chemically bonded to a mag style aluminum core, sets a new standard in high quality wheels; maximizing load capacity, shock load, and vibration stabilization.
- Combination of thick ultra-flex tread and oversized sealed precision ball bearings minimizes rolling resistance.
- Elastic properties of ultra-flex tread provide excellent abrasion resistance and a cushioned ride that easily rolls over debris and small obstructions (metal shavings, electrical cords, floor joints, etc), offers maximum floor protection, high impact strength and ultra quiet rolling operation.
- Great for manual or power assisted applications.
- Color: green.
- Durometer: 70 Shore A +/-5.
- Temperature range: -40°F to +180°F.


Diameter (inch)	Width (inch)	Hub Length	Capacity (lbs)	Sealed Precision BB w/top hats*	Part Number
6	2	2-7/16	1200	64 = 6204	CP60JN64*
8	2	2-7/16	1500	64 = 6204	CP80JN64*

Replace* with desired bearing code.

Bearing/top hat bushing 1/2"

ENERGY SAVER POLYON™ - SW

Capacity Up to 3000 lbs.



Features

- Crowned polyurethane elastomer tread chemically bonded to a solid heavy-duty cast iron core.
- Combination of crowned tread and heavy core, offers higher weight capacities, durability and greater mobility than standard Polyon™ wheels.
- Optional precision ball bearings and tapered roller bearings require less effort to start up and maintain a rolling load; they also generate less friction heat and may prolong the life of the wheel.
- Provides good floor protection and quiet rolling operation.
- Color: dark blue on black.
- Durometer: 95 Shore A +/-5.
- Temperature range: -40°F to +180°F.

Diameter (inch)	Width (inch)	Hub Length	Capacity (lbs)	Precision Ball Bearings*	Part Number
6	2	2-7/16	1200	63	SW60JU*
8	2	2-7/16	1500	63	SW80JU*
8	3	3-1/4	3000	65	SW80LU*
10	3	3-1/4	3000	65	SW10LU*

Replace** with desired bearing code.

63 Precision ball bearing (w/top hats) ID 1/2"

65 Precision ball bearing (w/top hats) ID 3/4"

POLYMADIC™ PREMIUM POLYURETHANE - PM

Capacity Up to 1000 lbs.



Features

- High performance UV resistant, liquid cast polyurethane elastomer; mechanically locked onto an injection molded polyolefin core; takes more abuse and has a longer service life than standard PP wheels.
- 1-1/4" wide wheels are maroon on gray, with sanitary style (no thread guards) dished out core and dual row annular ball bearings, offering improved mobility and stability-axle can be completely tightened without binding the bearing. 2" wide wheels have a dark gray tread on gray core.
- Optional no seam style available (for upcharge): No seam on the wheel tread reduces the possibility of leaving indentations on soft floors. (wood, linoleum, etc.) Change wheel designation to "PS".
- Durometer: 60 Shore D +/-5.
- Temperature range: -45°F to +180°F.

Diameter (inch)	Width (inch)	Hub Length	Capacity (lbs)	Precision Ball Bearings*	Part Number
4	2	2-3/16	600	60, 6S, 63, 73	PM40JI*
5	2	2-3/16	750	60, 6S, 63, 73	PM50JI*
6	2	2-3/16	900	60, 6S, 63, 73	PM60JI*
8	2	2-3/16	1000	60, 6S, 63, 73	PM80JI*

Replace* with desired bearing code.

60 Sealed precision ball bearing (flanged) ID 1/2"

6S SS Sealed precision ball bearing (flanged) ID 1/2"

63 Precision ball bearing (w/top hats) ID 1/2"

73 Tapered bearing (w/top hats) ID 1/2"

POLYURETHANE SHOPPING CART WHEEL - XB

Capacity Up to 350 lbs.



Designed specifically for the shopping cart industry. Tread is mechanically locked to an injection molded polymer core to prevent separation. Polyurethane wheels offer greater load capacity than rubber. They offer excellent floor protection. These wheels resist chemicals, acids, caustics and oils.

Features

- **Tread Hardness:** 60 Shore D.
- **Wheel Face:** Moderate crown.
- **Finish:** Blue Tread with Blue Thread Guard.
- **Temperature Range:** -40°F to +180°F.

Wheel Options

- **Custom colors.**
- Special durometers.
- For customization & special application options, please consult Acorn™.

Dia. (inch)	Width (inch)	Capacity (lbs)	Hub Length (inch)	Bore (inch)	Bearing (inch)	Approx. Wt. (lbs)	Part Number
5	1-1/4	350	1-1/2	1.26	5/16	3/4	XB050310508
5	1-1/4	350	1-1/2	1.26	3/8	3/4	XB050310610



Anti-Static replacement wheel specify XB-PL-0512-05-AS

Wheel utilizes a synthetic resin impregnated with electrically conductive material in the wheel. With each revolution, the conductor makes contact with the floor reducing static build-up.



Self-Decelerating replacement wheel specify XB-PL-0512-05-SD

Our self-deceleration wheel covers are made of polymer, that encompass and compress our bearing protecting polyurethane shock absorber. This provides you with adjustable self-deceleration.