

POLYURETHANE'S NEXT GENERATION


95 SHORE A

EASILY HANDLES TOUGH ENVIRONMENTS

NO CORROSION 100% BOND TO CORE

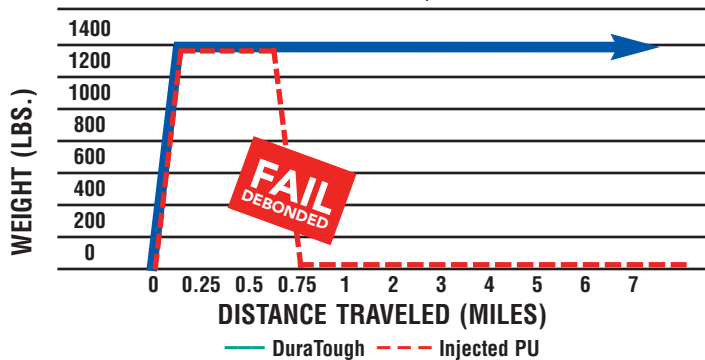
**DURATOUGH**

DUCTILE POLYURETHANE ON POLYOLEFIN-PTU



**ENDURANCE TEST REPORT**

Method: Drum + 3mm bump bar • 8 x 2 PPU



## HI-TECH POLYURETHANE ON POLYOLEFIN - PTU

**Capacity**      **Up to 1000 lbs.**



### Features

- 90-95 Durometer Shore A Polyurethane Tread mechanically bonded to polyolefin core.
- High capacity and lightweight.
- Resists oil, grease, water, and most solvents.
- Smooth rolling and quiet.
- Non-marking.
- Liquid cast flow through 100% polyurethane tread.
- Multi-year tread durability.
- Temperature -45°F up to +180°F.

Diameter (inch)	Width (inch)	Hub Length	Capacity (lbs)	Precision Ball Bearing*	Part Number
3	1-1/4	1-9/16	250	34	<b>314PTU</b>
3-1/2	1-1/4	1-9/16	250	34	<b>3514PTU</b>
4	1-1/4	1-9/16	300	34	<b>414PTU</b>
4	2	2-3/16	700	38, 38Q	<b>420PTU*</b>
5	2	2-3/16	750	38, 38Q	<b>520PTU*</b>
6	2	2-3/16	900	38, 38Q	<b>620PTU*</b>
8	2	2-3/16	1000	38, 38Q	<b>820PTU*</b>

\*Precision ball bearings 38 - 1/2" or 38Q - 1/2"HD

## POLYURETHANE ON POLYOLEFIN - PPU

Capacity Up to 1000 lbs.



### Features

- Injection Molded Polyurethane.
- 90-95 Durometer Shore A Polyurethane Tread mechanically bonded to polyolefin core.
- High capacity and lightweight.
- Resists oil, grease, water, and most solvents.
- Smooth rolling and quiet
- Non-marking.
- Various colors available.
- Temperature -45°F up to +180°F.

Diameter (inch)	Width (inch)	Hub Length	Capacity (lbs)	Precision Ball Bearing*	Part Number
4	2	2-3/16	700	38, 38Q	420PPU*
5	2	2-3/16	750	38, 38Q	520PPU*
6	2	2-3/16	900	38, 38Q	620PPU*
8	2	2-3/16	1000	38, 38Q	820PPU*

\*Precision ball bearings 38 - 1/2" or 38Q - 1/2"HD

## HEAVY DUTY POLYURETHANE ON ALUMINUM - TUA & DUA

Capacity Up to 2000 lbs.



### Features

- High tech grade polyurethane tread.
- Softer 85 Durometer Shore A deflects debris.
- Non-marking.
- Unmatched load capacities in its class.
- Ideal for towline applications.
- Multi-year tread durability.
- Temperature -40°F up to +180°F.

Diameter (inch)	Width (inch)	Hub Length	Capacity (lbs)	Precision Ball Bearing	Flat Tread Number	Donut Tread Number
4	2	2-7/16	1000	63		420DUA63MT
5	2	2-7/16	1200	63		520DUA63MT
6	2	2-7/16	1500	63	620TUA63MT	620DUA63MT
8	2	2-7/16	2000	63	820TUA63MT	820DUA63MT
8	2	2-7/16	2000	64	820TUA64MT	



## SOLID POLYURETHANE - SPU

Capacity Up to 1400 lbs.



### Features

- 60 Durometer Shore D.
- Meets FDA requirements.
- 100% washable.
- All one piece mold design eliminates bonding failure.
- High impact and abrasion resistant.
- Resists oil, grease, water, and most solvents.
- Temperature -45°F up to +180°F.

Diameter (inch)	Width (inch)	Hub Length	Capacity (lbs)	Precision Ball Bearing*	Part Number
4	2	2-3/16	700	38, 38Q	420SPU*
5	2	2-3/16	1200	38, 38Q	520SPU*
6	2	2-3/16	1200	38, 38Q	620SPU*
8	2	2-3/16	1400	38, 38Q	820SPU*

\*Precision ball bearings 38 - 1/2" or 38Q - 1/2"HD

## POLYURETHANE ON GLASS-FILLED NYLON - MU & MX

Capacity Up to 4500 lbs.



### Features

- MU: 10mm thick polyurethane tread.
- MX: 23mm thick polyurethane tread.
- 90-95 Durometer Shore A green tread.
- 60-70 Durometer Shore A maroon or blue tread.
- Lightweight reinforced glass filled nylon core.
- Non-marking, non-staining, non-conductive tread.
- Resists oil, grease, water, and most solvents.
- Multi-year tread durability.
- Temperature -45°F up to +180°F.

Diameter (inch)	Width (inch)	Hub Length	Capacity (lbs)	Precision Ball Bearing*	Part Number
4	2	2-3/16	800	38, 38Q	420MU*
5	2	2-3/16	1400	38, 38Q	520MU*
6	2	2-3/16	1400	38, 38Q	620MU*
8	2	2-3/16	1800	38, 38Q	820MU*
8	3	3-1/4	3700	38, 38Q	830MX*
10	3	3-1/4	4500	38, 38Q	1030MX*

\*Precision ball bearings 38 - 1/2" or 38Q - 1/2"HD

## HEAVY DUTY POLYURETHANE ON STEEL - EX

**Capacity**      **Up to 4500 lbs.**



### Features

- 90-95 Durometer Shore A.
- Extra Heavy Duty cast iron core.
- Extra thick 3/4" polyurethane tread.
- Temperature -45°F up to +180°F.

Diameter (inch)	Width (inch)	Hub Length	Capacity (lbs)	Precision Ball Bearing	Part Number
6	3	3-1/4	3000	39	<b>630EX39</b>
8	3	3-1/4	3500	39	<b>830EX39</b>
10	3	3-1/4	4000	39	<b>1030EX39</b>
12	3	3-1/4	4500	39	<b>1230EX39</b>
12	4	4-1/4	6000	39	<b>1240EX39</b>

## POLYURETHANE/ POLYPROPYLENE CORE - XA

**Capacity** Up to 1500 lbs.



1-1/4 in. wide wheel    2 and 2-1/2 in. wide wheels

Excellent properties where washdown of material handling equipment is required. Tread is mechanically locked to an injection molded polymer core to prevent separation. Polyurethane wheels offer greater load capacity than rubber. They offer excellent floor protection. These wheels resist chemicals, acids, caustics and oils. Color is gray on gray core.

### Features

- **Hardness:** 90 Shore A.
- **Wheel Face:** Moderate crown.
- **Finish:** Gray tread on gray core.
- **Temperature Range:** -40°F to +180°F.

Dia. (inch)	Width (inch)	Capacity (lbs.)	Hub Length (inch)	Bore (inch)	Bearing (inch)	Wt. (lbs)	Part Number Roller Bearing (01)	Part Number Precision Bearing (28)
3	1-1/4	300	1-5/8		3/8	3/8	XA0303106	XA0302806*
3-1/2	1-1/4	360	1-1/2		3/8	3/8	XA03X3106	XA03X2806*
4	1-1/4	400	1-1/2		3/8	1/2	XA0403106	XA0402806*
4	2	600	2-1/2	1-3/16	3/4	1/2	XA04X3106	-
5	1-1/4	440	1-5/8		3/8	3/4	XA0503106	XA0502806*
5	2	750	2-1/2	1-3/16	3/4	1-3/4	XA0520112	-
6	2	900	2-1/2	1-3/16	3/4	2-1/2	XA0620112	-
8	2	1000	2-1/2	1-3/16	3/4	2-3/4	XA0820112	-
10	2-1/2	1500	3-1/4	1-15/16	1	3	XA1040116	-
10	2-1/2	1500	3-1/2		1	4	-	XA01042812

\* R = Roller Bearing; T = Tapered Bearing; P = Precision Bearing

Wheels are complete with spanner bushing and nylon sealed retaining thrust washer. Complete with thread guard spacer.

## POLYFLEXON® - UA

**Capacity** Up to 1000 lbs.



Mechanically and Chemically Bonded Tread.

### Features

- Uniquely formulated “Flex Compound” polyurethane elastomer is chemically and mechanically bonded to a precision aluminum core; double bonding helps prevent tread separation and assures reliable mobility.
- Combination of the round PolyFlexon® tread and sealed precision ball bearings minimizes surface friction, enables wheel to turn easily and requires less effort to start up and maintain a rolling load.
- PolyFlexon wheel offers a semi-cushioned ride, is non-marking and is capable of rolling over small debris (metal shavings, door & floor joints, etc.)
- Great for manual or power assisted (towline) applications.
- Durometer: 85 Shore A +/-5.
- Temperature range: -45°F to +180°F.

Diameter (inch)	Width (inch)	Hub Length	Capacity (lbs)	Precision Ball Bearings*	Part Number
6	2	2-3/16	900	63, 72	UA60JN*
8	2	2-3/16	1000	63, 72	UA80JN*


Replace\* with desired bearing code.

63 Precision ball bearing (w/top hats) ID 1/2”

72 SS Sealed precision ball bearing (w/top hats) ID 1/2”

## POLYFLEXON® CAST - RP

**Capacity** Up to 1000 lbs.



### Features

- Uniquely formulated “Flex Compound” polyurethane elastomer is chemically bonded to a precision aluminum core; double bonding helps prevent tread separation and assures reliable mobility.
- Combination of the round PolyFlexon® tread and sealed precision ball bearings minimizes surface friction, enables wheel to turn easily and requires less effort to start up and maintain a rolling load.
- PolyFlexon wheel offers a semi-cushioned ride, is non-marking and is capable of rolling over small debris (metal shavings, door & floor joints, etc.)
- Great for manual pushed carts & equipment.
- Durometer: 85 Shore A +/-5.
- Temperature range: -45°F to +180°F.

Diameter (inch)	Width (inch)	Hub Length	Capacity (lbs)	Precision Ball Bearings*	Part Number
4	2	2-3/16	700	48, 63	RP40JK*
5	2	2-3/16	800	48, 63	RP50JK*
6	2	2-3/16	900	48, 63	RP60JK*
8	2	2-3/16	1000	48, 63	RP80JK*

Replace\* with desired bearing code.

48 Dual Row sealed precision ball bearing ID 3/8”

63 Precision ball bearing (w/top hats) ID 1/2”

# POLYURETHANE

## POLYON™ - PU

**Capacity** Up to 1400 lbs.



### Features

- Polyurethane elastomer tread. chemically bonded to cast iron core.
- Offers higher weight capacities while providing good floor protection and quiet rolling operation
- Optional precision ball bearing and tapered roller bearings require less effort to start up and maintain a rolling load; they also generate less friction heat and may prolong the life of the wheel.
- Works well in both indoor and outdoor environments; however cast iron core can rust; if this is an issue look at using aluminum or plastic core wheels.
- Colors: (G) green & (V) red.
- Durometer: 95 Shore A +/-5.
- Temperature range: -40°F to +180°F.

Diameter (inch)	Width (inch)	Hub Length	Capacity (lbs)	Roller Bearings	Precision Ball Bearings*	Tapered Bearings	Part Number
4	2	2-3/16	800	02, 04, 09, 92	63	73	PU40J*
5	2	2-3/16	1100	02, 04, 09, 92	63	73	PU50J*
6	2	2-3/16	1200	02, 04, 09, 92	63	73	PU60J*
6	3	3-1/4	2000	24, 26	65		PU60L*
8	2	2-1/4	1400	07, 22	63	73	PU80JV*
8	3	3-1/4	2500	24, 26	65		PU80L*
10	3	3-1/4	3000	24, 26	65		PU10L*
12	3	3-1/4	3500	24, 26	65		PU12L*

Replace\* with desired bearing code. 63 Precision ball bearing (w/top hats) ID 1/2"

65 Precision ball bearing (w/top hats) ID 3/4"

## ULTRA-POLY® CAST - EX

**Capacity** Up to 6500 lbs.



### Features

- 3/4" thick ultra strong polyurethane elastomer tread chemically bonded to a solid heavy-duty cast iron core.
- Combination of thick tread and heavy core, offers higher weight capacities and provides greater durability than other molded polyurethane tread wheels.
- Optional precision ball bearings and tapered roller bearings offer higher weight capacities and require less effort to start up and maintain a rolling load.
- Provides excellent floor protection and quiet rolling operation.
- Color: green on black.
- Durometer: 50 Shore D +/-5.
- Temperature range: -40°F to +180°F.

Diameter (inch)	Width (inch)	Hub Length	Capacity (lbs)	Precision Ball Bearings*	Part Number
6	3	3-1/4	3000	65, 67	EX60LG*
8	3	3-1/4	3500	65, 67	EX80LG*
8	4	4-1/4	4000	68	EX80NG*
10	3	3-1/4	4000	65, 67	EX10LG*
10	4	4-1/4	5500	68	EX10NG*
12	3	3-1/4	5000	65, 67	EX12LG*
12	4	4-1/4	6500	68	EX12NG*

Replace\* with desired bearing code. 65 sealed precision ball bearing ID 3/4"

67, 68 sealed precision ball bearing ID 1"



## CHAMPION™ - CP

Capacity Up to 1500 lbs.



### Features

- 1-3/16" thick ultra-flex compound polyurethane elastomer tread chemically bonded to a mag style aluminum core, sets a new standard in high quality wheels; maximizing load capacity, shock load, and vibration stabilization.
- Combination of thick ultra-flex tread and oversized sealed precision ball bearings minimizes rolling resistance.
- Elastic properties of ultra-flex tread provide excellent abrasion resistance and a cushioned ride that easily rolls over debris and small obstructions (metal shavings, electrical cords, floor joints, etc), offers maximum floor protection, high impact strength and ultra quiet rolling operation.
- Great for manual or power assisted applications.
- Color: green.
- Durometer: 70 Shore A +/-5.
- Temperature range: -40°F to +180°F.


Diameter (inch)	Width (inch)	Hub Length	Capacity (lbs)	Sealed Precision BB w/top hats*	Part Number
6	2	2-7/16	1200	64 = 6204	CP60JN64*
8	2	2-7/16	1500	64 = 6204	CP80JN64*

Replace\* with desired bearing code.

Bearing/top hat bushing 1/2"

## ENERGY SAVER POLYON™ - SW

Capacity Up to 3000 lbs.



### Features

- Crowned polyurethane elastomer tread chemically bonded to a solid heavy-duty cast iron core.
- Combination of crowned tread and heavy core, offers higher weight capacities, durability and greater mobility than standard Polyon™ wheels.
- Optional precision ball bearings and tapered roller bearings require less effort to start up and maintain a rolling load; they also generate less friction heat and may prolong the life of the wheel.
- Provides good floor protection and quiet rolling operation.
- Color: dark blue on black.
- Durometer: 95 Shore A +/-5.
- Temperature range: -40°F to +180°F.

Diameter (inch)	Width (inch)	Hub Length	Capacity (lbs)	Precision Ball Bearings*	Part Number
6	2	2-7/16	1200	63	SW60JU*
8	2	2-7/16	1500	63	SW80JU*
8	3	3-1/4	3000	65	SW80LU*
10	3	3-1/4	3000	65	SW10LU*

Replace\*\* with desired bearing code.

63 Precision ball bearing (w/top hats) ID 1/2"

65 Precision ball bearing (w/top hats) ID 3/4"

## POLYMADIC™ PREMIUM POLYURETHANE - PM

Capacity

Up to 1000 lbs.



### Features

- High performance UV resistant, liquid cast polyurethane elastomer; mechanically locked onto an injection molded polyolefin core; takes more abuse and has a longer service life than standard PP wheels.
- 1-1/4" wide wheels are maroon on gray, with sanitary style (no thread guards) dished out core and dual row annular ball bearings, offering improved mobility and stability-axle can be completely tightened without binding the bearing. 2" wide wheels have a dark gray tread on gray core.
- Optional no seam style available (for upcharge): No seam on the wheel tread reduces the possibility of leaving indentations on soft floors. (wood, linoleum, etc.) Change wheel designation to "PS".
- Durometer: 60 Shore D +/-5.
- Temperature range: -45°F to +180°F.

Diameter (inch)	Width (inch)	Hub Length	Capacity (lbs)	Precision Ball Bearings*	Part Number
4	2	2-3/16	600	60, 6S, 63, 73	PM40JI*
5	2	2-3/16	750	60, 6S, 63, 73	PM50JI*
6	2	2-3/16	900	60, 6S, 63, 73	PM60JI*
8	2	2-3/16	1000	60, 6S, 63, 73	PM80JI*

Replace\* with desired bearing code.

60 Sealed precision ball bearing (flanged) ID 1/2"

6S SS Sealed precision ball bearing (flanged) ID 1/2"

63 Precision ball bearing (w/top hats) ID 1/2"

73 Tapered bearing (w/top hats) ID 1/2"

## POLYURETHANE SHOPPING CART WHEEL - XB

**Capacity** Up to 350 lbs.



Designed specifically for the shopping cart industry. Tread is mechanically locked to an injection molded polymer core to prevent separation. Polyurethane wheels offer greater load capacity than rubber. They offer excellent floor protection. These wheels resist chemicals, acids, caustics and oils.

### Features

- **Tread Hardness:** 60 Shore D.
- **Wheel Face:** Moderate crown.
- **Finish:** Blue Tread with Blue Thread Guard.
- **Temperature Range:** -40°F to +180°F.

### Wheel Options

- **Custom colors.**
- Special durometers.
- For customization & special application options, please consult Acorn™.

Dia. (inch)	Width (inch)	Capacity (lbs)	Hub Length (inch)	Bore (inch)	Bearing (inch)	Approx. Wt. (lbs)	Part Number
5	1-1/4	350	1-1/2	1.26	5/16	3/4	<b>XB050310508</b>
5	1-1/4	350	1-1/2	1.26	3/8	3/4	<b>XB050310610</b>



### Anti-Static replacement wheel specify XB-PL-0512-05-AS

Wheel utilizes a synthetic resin impregnated with electrically conductive material in the wheel. With each revolution, the conductor makes contact with the floor reducing static build-up.



### Self-Decelerating replacement wheel specify XB-PL-0512-05-SD

Our self-deceleration wheel covers are made of polymer, that encompass and compress our bearing protecting polyurethane shock absorber. This provides you with adjustable self-deceleration.