


CAST IRON - CA

Capacity Up to 8000 lbs.



Cast Iron, sometimes referred to as semi-steel, offers the highest tensile strength in the industry (30,000 psi). A cost-effective solution for high capacity applications.

Features:

- **Wheel face:** Machined flat with rounded edges.
- **Finish:** Gray enamel.
- **Temperature Range:** Up to 800°F, consult Acorn™.
- **Hardness:** Brinell 145.

Wheel Options:

- **Note:** Select bearings featured are recommended for standard applications. For special applications or alternate bearings, consult Acorn™.
- For customization & special application options, please consult Acorn™.

Dia. (inch)	Width (inch)	Capacity (lbs)	Hub Length (inch)	Bore (inch)	Bearing (inch)	Wt. (lbs)	Part Number*
4	3	2000	3-1/4	1-15/16	1	8-1/4	CA0430116
4	3	2000	3-1/4	1-15/16	1-1/4	8-1/4	CA0430120
4	4	4000	4-1/4	2-7/16	1-1/4	10-3/4	CA0440120
4	4	4000	4-1/4	2-7/16	1-1/2	10-3/4	CA0440124
6	3	2800	3-1/4	1-15/16	1	11-3/4	CA0630116
6	3	2800	3-1/4	1-15/16	1 1/4	11-3/4	CA0630120
6	3	2800	3-1/2	1-15/16	3/4	11-1/2	CA0630912
8	2	1800	2-3/16	1-3/16	1/2	8-1/2	CA0820108
8	2	1800	2-3/16	1-3/16	5/8	8-1/2	CA0820110
8	2	1800	2-3/16	1-3/16	3/4	8-1/2	CA0820112
8	3	2800	3-1/4	1-15/16	1	11-3/4	CA0830116
8	3	2800	3-1/4	1-15/16	1-1/4	11-3/4	CA0830120
8	3	2800	3-1/2	1-15/16	3/4	11-1/2	CA0830912
8	4	4000	4-1/4	2-7/16	1-1/4	27-1/4	CA0840120
8	4	4000	4-1/4	2-7/16	1-1/2	27-1/4	CA0840124
8	4	6000	4-1/2	2-7/16	1	26-1/2	CA0840916
8	4	6000	4-1/2	2-7/16	1-1/4	26-1/2	CA0840920
10	3	2800	3-1/4	1-15/16	1	16-3/4	CA1030116
10	3	2800	3-1/4	1-15/16	1-1/4	16-3/4	CA1030120
10	3	2800	3-1/2	1-15/16	3/4	16-1/2	CA1030912
10	4	4000	4-1/4	2-7/16	1-1/4	33	CA1040120
10	4	4000	4-1/4	2-7/16	1-1/2	33	CA1040124
10	4	6000	4-1/2	2-7/16	1	32-1/2	CA1040916
10	4	6000	4-1/2	2-7/16	1-1/4	32-1/2	CA1040920
12	3	2800	3-1/4	1-15/16	1	22	CA1230116
12	3	2800	3-1/4	1-15/16	1-1/4	22	CA1230120
12	3	2800	3-1/2	1-15/16	3/4	21-3/4	CA1230912
14	4	4000	4-1/4	2-7/16	1-1/4	49-1/2	CA1440120
14	4	4000	4-1/4	2-7/16	1-1/2	49-1/2	CA1440124
16	3	4000	4-1/4	2-7/16	1-1/4	52-1/4	CA1630120
16	3	4000	4-1/4	2-7/16	1-1/2	52-1/4	CA1630124
16	4	5000	5-1/4	2-7/16	1-1/4	65-1/4	CA1640120
16	4	5000	5-1/4	2-7/16	1-1/2	65-1/4	CA1640124
18	3	4000	4-1/4	2-7/16	1-1/4	58	CA1830120
18	3	4000	4-1/4	2-7/16	2	58	CA1830124

CAST IRON LARGE BORE CW



Dia. (inch)	Width (inch)	Capacity (lbs)	Hub Length (inch)	Bore (inch)	Bearing (inch)	Wt. (lbs)	Part Number*
LARGE BORE PREMIUM CAST IRON (CA/LB) WITH HIGH TENSILE STRENGTH 30,000 PSI							
8	3	6000	3-1/4	2-7/16	1-1/4	21-3/4	CW0830120
8	3	6000	3-1/4	2-7/16	1-1/2	21-3/4	CW0830124
8	3	8000	3-1/2	2-7/16	1	21-1/2	CW0830916
8	3	8000	3-1/2	2-7/16	1-1/4	21-1/2	CW0830920

*R = Roller Bearing, P = Precision Ball Bearing, T = Tapered Roller Bearing

CAST IRON HIGH TENSILE CH



Dia. (inch)	Width (inch)	Capacity (lbs)	Hub Length (inch)	Bore (inch)	Bearing (inch)	Wt. (lbs)	Part Number Roller Bearing (01)	Part Number Bronze Bearing (22)*	Part Number Annular Ball Bearing (31)
HEAVY DUTY PREMIUM CAST IRON (CA/HT) WITH HIGH TENSILE STRENGTH 30,000 PSI									
5	2	1500	2-3/16	1-3/16	1/2	4-1/4	CH0520108		CH0523108
5	2	1500	2-3/16	1-3/16	5/8	4-1/4	CH0520110		
5	2	1500	2-3/16	1-3/16	3/4	4-1/4	CH0520112	CH0522212	
6	2	1700	2-3/16	1-3/16	1/2	6-1/4	CH0620108		CH0623108
6	2	1700	2-3/16	1-3/16	5/8	6-1/4	CH0620110		
6	2	1700	2-3/16	1-3/16	3/4	6-1/4	CH0620112	CH0622212	
8	2	1800	2-3/16	1-3/16	1/2	8-1/2	CH0820108		CH0823108
8	2	1800	2-3/16	1-3/16	5/8	8-1/2	CH0820110		
8	2	1800	2-3/16	1-3/16	3/4	8-1/2	CH0820112	CH0822212	

*R = Roller Bearing, P = Precision Ball Bearing, T = Tapered Roller Bearing

CAST IRON/ FLANGED - FL

Capacity Up to 8000 lbs.



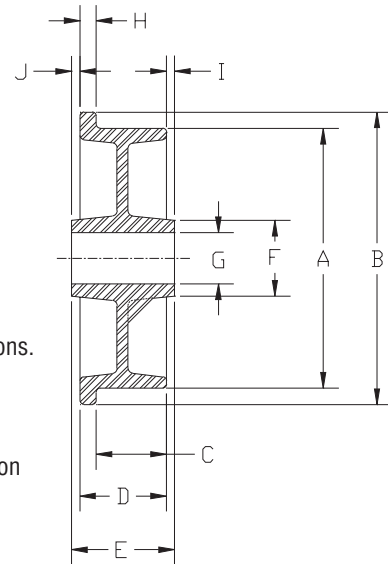
Various bore sizes available for use as plain bore wheels or to be used with keyway and set screw, or with a variety of bearings. Cast iron offers 30,000 psi tensile strength.

Features

- **Finish:** Gray enamel.
- **Temperature Range:** Up to 800°F, consult Acorn™.
- **Hardness:** Brinell 145.

Wheel Options

- **Note:** Select bearings featured are recommended for standard applications. For special applications or alternate bearings, consult factory.
- For customization & special application options, please consult Acorn™.



SINGLE FLANGED WHEELS (Dimensions in Inches)

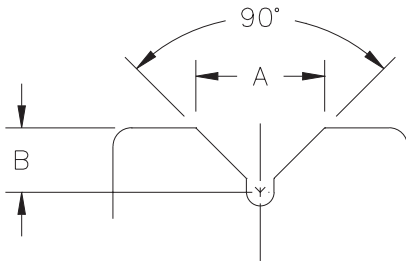
Face Dia. "A"	Flange OD "B"	Face Width "C"	OA Width "D"	Hub Length "E"	Hub OD "F"	Bore "G"	Flange Width "H"	Hub Offset "I"	Hub Offset "J"	Capacity (lbs)	Bearing ID (inch)	Approx. Wt (lbs)	Part # R=Roller Brg T=Taper Brg
3	4	1	1-3/8	2-3/16	1-5/8	1-3/16	3/8	9/16	1/4	700	3/4	3	FL0320112
3-1/4	4	1	1-3/8	2-3/16	1-3/4	1-3/16	3/8	19/32	7/32	700	3/4	3	FL0310112
4-1/2	5-1/2	1-9/16	2-3/8	2-1/2	2-1/2	1-15/16	13/16	1/16	1/16	1500	1	9-1/2	FL0410116
4-1/2	5-1/2	1-9/16	2-3/8	2-1/2	2-1/2	1-15/16	13/16	1/16	1/16	1500	3/4	9-1/2	FL0410912
5	6	1-1/8	1-1/2	2-3/16	1-3/4	1-3/16	3/8	11/32	11/32	500	3/4	5-1/4	FL0510112
5-3/8	6-1/8	1-5/16	1-11/16	2-3/16	1-3/4	1-3/16	3/8	13/32	3/32	900	3/4	5	FL0520112
5	6	1-1/8	1-15/16	3-1/4	2-1/2	1-15/16	13/16	15/16	3/8	1000	1	6-1/2	FL0520116
5	6	1-1/8	1-15/16	3-1/4	2-1/2	1-15/16	13/16	15/16	3/8	1000	3/4	6-1/2	FL0520912
6	6-3/4	1-5/8	2	2-3/16	1-3/4	1-3/16	3/8	3/32	3/32	900	3/4	8-1/2	FL0620112
7-1/16	8-3/4	1-3/4	2-3/16	2-3/4	3-1/4	1-15/16	7/16	9/32	9/32	1200	1	12-3/4	FL0720116
7-1/16	8-3/4	1-3/4	2-3/16	2-3/4	3-1/4	1-15/16	7/16	9/32	9/32	1200	3/4	12-3/4	FL0720912
8	9-1/2	2	2-1/2	3-1/4	3	1-15/16	1/2	3/8	3/8	1600	1	16-1/4	FL0840116
8	9-1/2	2	2-1/2	3-1/4	3	1-15/16	1/2	3/8	3/8	1600	3/4	16-1/4	FL0840912
10	12	2-3/8	3	3-1/4	3	1-15/16	5/8	1/8	1/8	2000	1	29-1/4	FL1050116
10	12	2-3/8	3	3-1/4	3	1-15/16	5/8	1/8	1/8	2000	3/4	29-1/4	FL1050912
14	16	3	3-5/8	4-1/4	4-1/4	2-7/16	5/8	5/16	5/16	3000	1-1/4	56	FL1460120
14	16	3	3-5/8	4-1/4	4-1/4	2-7/16	5/8	5/16	5/16	3000	1	56	FL1460916

DOUBLE FLANGED WHEELS (Dimensions in Inches)

Face Dia. "A"	Flange OD "B"	Face Width "C"	OA Width "D"	Hub Length "E"	Hub OD "F"	Bore "G"	Flange Width "H"	Hub Offset "I"	Hub Offset "J"	Capacity (lbs)	Bearing ID (inch)	Approx. Wt (lbs)	Part # R=Roller Brg T=Taper Brg
5	6	3/4	1-1/2	2-3/16	1-3/4	1-3/16	3/8	11/32	11/32	500	3/4	6	FD0510112
10	12	1-3/4	3	3-1/4	3	1-15/16	5/8	1/8	1/8	2000	1	35	FD1050116
10	12	1-3/4	3	3-1/4	3	1-15/16	5/8	1/8	1/8	2000	3/4	35	FD1050912

CAST IRON/ V-GROOVE - CA/VG

Capacity Up to 8000 lbs.



Wheel face and V-groove are machined from heavy duty cast iron. A relief groove at the base of the “V” tends to equalize the load to each face of the angle track when in operation. Wheel face and bore are machined for concentricity to proper tracking. These wheels can be used not only on track but flat surfaces as well. **CA/VL wheels feature a larger bore for greater capacity.**

Please note: Track alignment is critical when utilizing V-groove wheels.

Wheel Options

- **Note:** Select bearings featured are recommended for standard applications. For special applications or alternate bearings, consult Acorn™.
- For customization & special application options, consult Acorn™.

Wheel Dia. (inch)	Tread Width (inch)	Capacity (lbs)	Hub Length (inch)	Bore ID (inch)	Bearing ID (inch)	Groove Width “A”	Groove Depth “B”	Approx. Weight (lbs)	Part # R= Roller Bearing
4	2	800	2-3/16	1-3/16	5/8	7/8	7/16	4	VG0420110
4	2	800	2-3/16	1-3/16	3/4	7/8	7/16	4	VG0420112
5	2	800	2-3/16	1-3/16	5/8	7/8	7/16	5	VG0520110
5	2	800	2-3/16	1-3/16	3/4	7/8	7/16	5	VG0520112
6	2	1000	2-3/16	1-3/16	5/8	7/8	7/16	8	VG0620110
6	2	1000	2-3/16	1-3/16	3/4	7/8	7/16	8	VG0620112
8	3	2500	3-1/4	1-15/16	1	7/8	7/16	16-3/4	VG0830116
8	3	2500	3-1/4	1-15/16	1-1/4	7/8	7/16	16-3/4	VG0830120
8	3	2500	3-1/2	1-15/16	3/4	7/8	7/16	16-1/2	VG0830920
8	3	2500	3-1/2	1.98	1	7/8	7/16	16-1/2	VG0830916
8	3	4000	3-1/4	2-7/16	1-1/4	1-3/8	11/16	17-3/4	VL0830120
8	3	4000	3-1/4	2-7/16	1-1/2	1-3/8	11/16	17-3/4	VL0830124
8	3	4000	3-1/2	2-7/16	1	1-3/8	11/16	17-1/4	VL0830916
8	3	4000	3-1/2	2-7/16	1-1/4	1-3/8	11/16	17-1/4	VL0830920
10	3	3000	3-1/4	1-15/16	1	1-3/8	11/16	27	VG1030116
10	3	3000	3-1/4	1-15/16	1-1/4	1-3/8	11/16	27	VG1030120
10	3	3500	3-1/2	1-15/16	3/4	1-3/8	11/16	26-3/4	VG1030912
10	3	3500	3-1/2	2	1	1-3/8	11/16	26-3/4	VG1030916
10	3	4000	3-1/4	2-7/16	1-1/4	1-3/8	11/16	28	VL1030120
10	3	4000	3-1/4	2-7/16	1-1/2	1-3/8	11/16	28	VL1030124
10	3	4000	3-1/2	2-7/16	1	1-3/8	11/16	27-1/4	VL1030916
10	3	4000	3-1/2	2-11/32	1-1/4	1-3/8	11/16	27-1/4	VL1030920