


Caster Type	Page
GAD Total Lock Kingpinless Series Casters.....	128-130
410 Kingpinless Casters.....	131-133
415 Dual Wheel Kingpinless Casters.....	134-135
S410 Springloaded Casters.....	136-137

Applications:
*Conveyor-Drawn Tow-Trucks,
 Heavy Duty Bakery Racks,
 Production Dollies
 & Heavy Duty Dough Troughs*

ALL WHEELS ARE AVAILABLE WITH
 PRECISION BALL BEARING, CENTERPIECE & END CAPS
 FOR MANUAL OR TOWING TO FIT IN 3-1/2" HUB LENGTH RIGS.
 See Wheel Section for complete selection.

GAD TOTAL LOCK KINGPINLESS SERIES CASTERS



LEADING SIDE TOTAL LOCK SWIVEL CASTER


Add TL to swivel caster number

Available Toe Guard
TO

NEW TRAILING SIDE TOTAL LOCK SWIVEL CASTER

No need to move cots back and forth
for finding the brake pedal.


Add TLN to swivel caster number



Swivel Head Section



Total Lock System



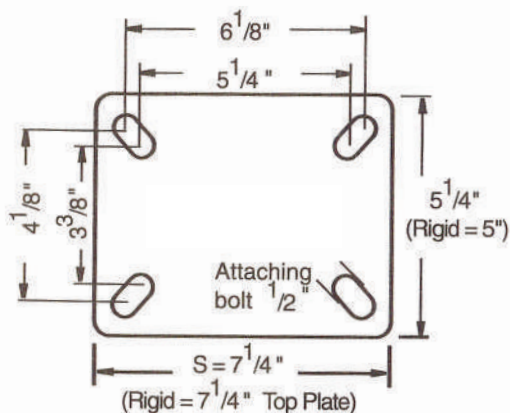
Wheel Face Brake



Directional Lock

5,000 LBS. LOAD CAPACITY FORGED KINGPINLESS TYPE CASTERS

- Single piece Drop Forged AISI 1045 Steel Top Plate and Fork Base.
- Precision CNC Machined Raceways with 3-1/2" diameter with 1/2" ball bearings.
- Induction Hardening of Raceways ensures uniform depth of hardness.
- Totally Sealed Swivel Head with Grease Nipple.
- 3/8" Thick x 3" wide Fork Legs Robotically welded Inside & Outside to 3 1/2" fork spacing.
- 3/4" Wheel axle.
- 4 Position Directional Lock Slots.
- Finish: Bright Zinc Plated.



TOP PLATE
5-1/4 X 7-1/4

BOLT HOLE CENTER
3-3/8 X 5-1/4
SLOTTED TO
4-1/8 X 6-1/8

ATTACHING BOLT SIZE
1/2

RIG OPTIONS
DL: 4-WAY DIRECTIONAL LOCK

WFB: WHEEL FACE BRAKE
ADD TO SUFFIX
OF THE CASTER PART NUMBER

TOE GUARDS
SPECIFY "TO"
WITH CASTER NUMBER

NY/MD WHEELS

NYLACRON™ WHEELS

- Precision Machined from Cast Polyamide Hardness 112-120 Rockwell R.
- Ultimate choice for Extremely High Load applications to replace metallic wheels.
- Offer very high abrasion resistance and very low rolling resistance under extreme loads.

- Resistant to salt, grease, alcohol and mild acids - can be used in corrosive applications with appropriate bearings.
- Precision Ball Bearings.
- Temperature Range: -40°F to +270°F.



Part Number Swivel Caster	Part Number Swivel with Total Lock	Part Number Rigid Caster	Wheel Diameter (inch)	Tread Width (inch)	Load Capacity (lbs)	Overall Height (inch)	Swivel Radius (inch)	Swivel Radius w/Total Lock (inch)	Swivel Radius w/Wheel Brake (inch)
GADS63NYMD	GADTL63NYMD	GADR63NYMD	6	3	5000	8	5-1/8	6	10-1/8
GADS83NYMD	GADTL83NYMD	GADR83NYMD	8	3	5000	10-1/2	6-1/2	6-1/4	11-1/4
GADS103NYMD	GADTL103NYMD	GADR103NYMD	10	3	5000	12-1/2	7-3/4	7-3/4	12-3/4
GADS123NYMD	GADTL123NYMD	GADR123NYMD	12	3	5000	15-1/2	8-3/8	8-3/8	13-3/8

NY/MC WHEELS

NYLACRON™ WHITE WHEELS

- Precision Machined from Cast Polyamide Hardness 112-120 Rockwell R.
- Ultimate choice for Extremely High Load applications to replace metallic wheels.
- Offer very high abrasion resistance and very low rolling resistance under extreme loads.

- Resistant to salt, grease, alcohol and mild acids - can be used in corrosive applications with appropriate bearings.
- Precision Ball Bearings.
- Temperature Range: -40°F to +270°F.



Part Number Swivel Caster	Part Number Swivel with Total Lock	Part Number Rigid Caster	Wheel Diameter (inch)	Tread Width (inch)	Load Capacity (lbs)	Overall Height (inch)	Swivel Radius (inch)	Swivel Radius w/Total Lock (inch)	Swivel Radius w/Wheel Brake (inch)
GADS63NYMC	GADTL63NYMC	GADR63NYMC	6	3	5000	8	5-1/8	6	10-1/8
GADS83NYMC	GADTL83NYMC	GADR83NYMC	8	3	5000	10-1/2	6-1/2	6-1/4	11-1/4
GADS103NYMC	GADTL103NYMC	GADR103NYMC	10	3	5000	12-1/2	7-3/4	7-3/4	12-3/4
GADS123NYMC	GADTL123NYMC	GADR123NYMC	12	3	5000	15-1/2	8-3/8	8-3/8	13-3/8

VX WHEELS

VULKOLLAN™ THICK TREAD WHEELS

Highest Quality Polyurethane in the World

Extremely Durable

High Load Capacity

Ergonomic - Easy to Roll

High Abrasion Resistance

FEATURES

- Thickness: 1" thick polyurethane
- Wheel Face: Flat
- Finish: Orange/Brown tread on cast iron core
- Hardness: 95 Shore A
- Temperature Range: -40°F to +180°F



WHEEL OPTIONS

- Select bearing featured are recommended for standard applications. For special applications or alternate bearings consult Acorn.

Part Number Precision Ball	Wheel Diameter (inch)	Tread Width (inch)	Load Capacity (lbs)	Overall Height (inch)	Swivel Radius (inch)	Swivel Radius w/Total Lock (inch)	Swivel Radius w/Wheel Brake (inch)
GADVX0522808	6	3	3000	8	5-1/8	6	10-1/8
GADVX0622808	8	3	4000	10-1/2	6-1/4	6-1/4	11-1/4
GADVX0822808	10	3	5000	12-1/2	7-3/4	7-3/4	12-3/4

**MEGALOAD™ AND VULKOLLAN™ WHEELS WITH PRECISION BALL BEARINGS AVAILABLE TO FIT THIS CASTER SERIES.
SIZES 6 X 3, 8 X 3, 10 X 3 & 12 X 3.**

SAS WHEELS

HIGH CAPACITY POLYURETHANE TREAD WHEELS CAST IRON CORE

- Polyurethane firmly bonded to Precision Machined Cast Iron Core
- 93+ 3 Shore A
- Low rolling resistance, smooth and noiseless running

- Non-marking and floor protective
- High abrasion, cut and tear resistant
- Precision Ball Bearings
- Temperature Range: -40°F to +180°F
- Available in Anti-Static add "AS" after wheel



Part Number Swivel Caster	Part Number Swivel with Total Lock	Part Number Rigid Caster	Wheel Diameter (inch)	Tread Width (inch)	Load Capacity (lbs)	Overall Height (inch)	Swivel Radius (inch)	Swivel Radius w/Total Lock (inch)	Swivel Radius w/Wheel Brake (inch)
GAD63SSAS	GAD63SSASTL	GAD63RSAS	6	3	2300	8	5-1/8	6	10-1/8
GAD83SSAS	GAD83SSASTL	GAD83RSAS	8	3	3100	10-1/2	6-1/4	6-1/4	11-1/4
GAD103SSAS	GAD103SSASTL	GAD103RSAS	10	3	4000	12-1/2	7-3/4	7-3/4	12-3/4
GAD123SSAS	GAD123SSASTL	GAD123RSAS	12	3	4850	15-1/2	8-3-8	8-3-8	13-3/8

SJS WHEELS

POLYURETHANE WHEELS

- Polyurethane tread wheels firmly bonded to Precision Machined Cast Iron Core.
- 93 + 3 Shore A.
- Low rolling resistance; Smooth and noiseless running.
- Non-marking and floor protective.

- Good Abrasion and cut resistance.
- Ideal for medium duty applications.
- Precision Ball Bearings.
- Temperature Range: -40°F to +180°F.
- Available in Anti-Static add "AS" after wheel.



Part Number Swivel Caster	Part Number Swivel with Total Lock	Part Number Rigid Caster	Wheel Diameter (inch)	Tread Width (inch)	Load Capacity (lbs)	Overall Height (inch)	Swivel Radius (inch)	Swivel Radius w/Total Lock (inch)	Swivel Radius w/Wheel Brake (inch)
GAD63SSJS	GAD63SSJSTL	GAD63RSJS	6	3	2100	8	5-1/8	6	10-1/8
GAD83SSJS	GAD83SSJSTL	GAD83RSJS	8	3	2500	10-1/2	6-1/4	6-1/4	11-1/4
GAD103SSJS	GAD103SSJSTL	GAD103RSJS	10	3	3000	12-1/2	7-3/4	7-3/4	12-3/4
GAD123SSJS	GAD123SSJSTL	GAD123RSJS	12	3	3500	15-1/2	8-3-8	8-3-8	13-3/8

ME WHEELS

ERGONOMIC POLYURETHANE DONUT TREAD WHEELS CAST IRON CORE

- For Low Push-Pull Efforts.
- Polyurethane firmly bonded to Precision Machined Cast Iron Core.
- Red Tread 93+ 3 Shore A.
- Non-marking and floor protective.


- Tread Options:
Softer 80A - Yellow Tread (specify ME-Z)
Harder 73D - Blue Tread (specify ME-F).
- Precision Ball Bearings.
- Temperature Range: -40°F to +180°F.
- Available in Anti-Static add "AS" after wheel.



Part Number Swivel Caster	Part Number Swivel with Total Lock	Part Number Rigid Caster	Wheel Diameter (inch)	Tread Width (inch)	Load Capacity (lbs)	Overall Height (inch)	Swivel Radius (inch)	Swivel Radius w/Total Lock (inch)	Swivel Radius w/Wheel Brake (inch)
GAD63SME	GAD63SMETL	GAD63RME	6	3	1850	8	5-1/8	6	10-1/8
GAD83SME	GAD83SMETL	GAD83RMES	8	3	2400	10-1/2	6-1/4	6-1/4	11-1/4
GAD103SME	GAD103SMETL	GAD103RME	10	3	2850	12-1/2	7-3/4	7-3/4	12-3/4
GAD123SME	GAD123SMETL	GAD123RME	12	3	3500	15-1/2	8-3-8	8-3-8	13-3/8

7 410 KINGPINLESS CASTERS

4,100 LBS. LOAD CAPACITY KINGPINLESS TYPE CASTERS



- **Top Plate:** 3/8" AISI 1045 heat treated steel welded inside and out for longer life.
- **Swivel Section:** One row of 1/2" ball bearings mounted in a heat treated precision machined raceway. Zerk in swivel section.
- **Yoke Base:** Notched AISI 1045 steel.
- **Legs:** 3/8" thick welded inside and out.
- **Axle:** 3/4" diameter.
- **Finish:** RoHS Zinc plating, for greater corrosion resistance than paint.



**TOE GUARDS
AVAILABLE WITH
ALL CASTERS.**

MOUNTING PLATE OPTIONS

TOP PLATE: (STANDARD)

- Plate Size:** 4-1/2" x 6-1/4"
- Bolt Holes:** 2-7/16" x 4-15/16"
slotted to
3-3/8" x 5-1/4"
- Bolt Size:** 1/2"

Nylacron™ Wheels

With Precision Ball Bearings for Any Application

Nylacron™ wheels with proper sized precision bearings are made to fit in any rig hub length and axle size. Nylacron™ wheels have greater load capacity ratings with better rollability while requiring less maintenance and have a longer life.

**SEE NYLACRON™ WHEEL SECTION
FOR CUSTOM SIZES & SHAPES.**

BRAKES OPTIONS



Poly Cam
specify **P**



PLB Integrated
specify **PLB**



Single Sided specify **SSB310**
Double Sided specify **DSB310**



Face Contact
specify **FBB**



**Hand Operated
Swivel Lock**
specify **SL3000000**

TYPICAL APPLICATIONS

- Conveyor-drawn tow-trucks
- Heavy duty bakery racks
- Production dollies
- Heavy duty dough troughs

WHEEL BEARING OPTIONS

- Straight Roller **(01)**
- Tapered Roller **(09)**
- Precision Ball **(28)**

7 410 KINGPINLESS CASTERS

NY/MD WHEELS

NYLACRON™ WHEELS

- Precision Machined from Cast Polyamide Hardness 112-120 Rockwell R.
- Ultimate choice for Extremely High Load applications to replace metallic wheels.
- Offer very high abrasion resistance and very low rolling resistance under extreme loads.

- Resistant to salt, grease, alcohol and mild acids - can be used in corrosive applications with appropriate bearings.
- Precision Ball Bearings.
- Temperature Range: -40°F to +270°F.



Part Number Swivel Caster	Part Number Rigid Caster	Wheel Diameter (inch)	Tread Width (inch)	Load Capacity (lbs)	Overall Height (inch)	Swivel Radius (inch)	Swivel Radius w/Total Lock (inch)	Swivel Radius w/Wheel Brake (inch)
410S63NYMD	410R63NYMD	6	3	4100	7-1/2	5-1/2	6	10-1/2
410S83NYMD	410R83NYMD	8	3	4100	10-1/8	6-1/2	6-1/2	11-1/2
410S103NYMD	410R103NYMD	10	3	4100	11-1/2	7-3/4	7-3/4	12-3/4
410S123NYMD	410R123NYMD	12	3	4100	13-1/2	9-1/4"	9-1/4	14-1/4

NY/MC WHEELS

NYLACRON™ WHITE WHEELS

- Precision Machined from Cast Polyamide Hardness 112-120 Rockwell R.
- Ultimate choice for Extremely High Load applications to replace metallic wheels.
- Offer very high abrasion resistance and very low rolling resistance under extreme loads.

- Resistant to salt, grease, alcohol and mild acids - can be used in corrosive applications with appropriate bearings.
- Precision Ball Bearings.
- Temperature Range: -40°F to +270°F.



Part Number Swivel Caster	Part Number Rigid Caster	Wheel Diameter (inch)	Tread Width (inch)	Load Capacity (lbs)	Overall Height (inch)	Swivel Radius (inch)	Swivel Radius w/Total Lock (inch)	Swivel Radius w/Wheel Brake (inch)
410S63NYMC	410R63NYMC	6	3	4100	7-1/2	5-1/2	6	10-1/2
410S83NYMC	410R83NYMC	8	3	4100	10-1/8	6-1/2	6-1/2	11-1/2
410S103NYMC	410R103NYMC	10	3	4100	11-1/2	7-3/4	7-3/4	12-3/4
410S123NYMC	410R123NYMC	12	3	4100	13-1/2	9-1/4	9-1/4	14-1/4

DF WHEELS

DROP FORGED STEEL WHEELS

- AISI 1045 steel with machined tread faces.
- Virtually indestructible and easy to maneuver.
- High abrasion and oil resistant.

- Can be use in the roughest of applications on the poorest of floors.
- Precision Ball Bearings.
- Temperature Range: -150°F to +800°F.



Part Number Swivel Caster	Part Number Rigid Caster	Wheel Diameter (inch)	Tread Width (inch)	Load Capacity (lbs)	Overall Height (inch)	Swivel Radius (inch)	Swivel Radius w/Total Lock (inch)	Swivel Radius w/Wheel Brake (inch)
410S63DF	410R63DF	6	3	4000	7-1/2	5-1/2	6	10-1/2
410S83DF	410R83DF	8	3	4000	10-1/8	6-1/2	6-1/2	11-1/2
410S103DF	410R103DF	10	3	4000	11-1/2	7-3/4	7-3/4	12-3/4
410S123DF	410R123DF	12	3	4000	13-1/2	9-1/4"	9-1/4	14-1/4

7 410 KINGPINLESS CASTERS

SJS WHEELS

POLYURETHANE WHEELS

- Polyurethane tread wheels firmly bonded to Precision Machined Cast Iron Core.
- 93 + 3 Shore A.
- Low rolling resistance; Smooth and noiseless running.
- Non-marking and floor protective.

- Good Abrasion and cut resistance.
- Ideal for medium duty applications.
- Precision Ball Bearings.
- Temperature Range: -40°F to +180°F.
- Available in Anti-Static add "AS" after wheel.




Part Number Swivel Caster	Part Number Rigid Caster	Wheel Diameter (inch)	Tread Width (inch)	Load Capacity (lbs)	Overall Height (inch)	Swivel Radius (inch)	Swivel Radius w/Total Lock (inch)	Swivel Radius w/Wheel Brake (inch)
410S63SJS	410R63SJS	6	3	2100	7-1/2	5-1/2	6	10-1/2
410S83SJS	410R83SJS	8	3	2500	10-1/8	6-1/2	6-1/2	11-1/2
410S103SJS	410R103SJS	10	3	3000	11-1/2	7-3/4	7-3/4	12-3/4
410S123SJS	410R123SJS	12	3	3500	13-1/2	9-1/4	9-1/4	14-1/4

MDW WHEELS

DUCTILE CAST STEEL WHEELS

- Machined tread face.
- Crown tread Face makes maneuverability easy.
- Higher Load Capacities compared to Cast Iron Wheels.
- Suitable for extra heavy loads towed in punishing conditions.
- High abrasion and oil resistance.
- Precision Ball Bearings.
- Temperature Range: 800°F.



Part Number Swivel Caster	Part Number Rigid Caster	Wheel Diameter (inch)	Tread Width (inch)	Load Capacity (lbs)	Overall Height (inch)	Swivel Radius (inch)	Swivel Radius w/Total Lock (inch)	Swivel Radius w/Wheel Brake (inch)
410S63MDW	410R63MDW	6	3	3300	7-1/2	5-1/2	6	10-1/2
410S83MDW	410R83MDW	8	3	4000	10-1/8	6-1/2	6-1/2	11-1/2
410S103MDW	410R103MDW	10	3	4000	11-1/2	7-3/4	7-3/4	12-3/4
410S123MDW	410R123MDW	12	3	4000	13-1/2	9-1/4"	9-1/4	14-1/4

VX WHEELS

VULKOLLAN™ THICK TREAD WHEELS

Highest Quality Polyurethane in the World

Extremely Durable

High Load Capacity

Ergonomic - Easy to Roll

High Abrasion Resistance

FEATURES

- Thickness: 1" thick polyurethane
- Wheel Face: Flat
- Finish: Orange/Brown tread on cast iron core
- Hardness: 95 Shore A
- Temperature Range: -40°F to +180°F



WHEEL OPTIONS

- Select bearing featured are recommended for standard applications. For special applications or alternate bearings consult Acorn.

Part Number Swivel Caster	Part Number Rigid Caster	Wheel Diameter (inch)	Tread Width (inch)	Load Capacity (lbs)	Overall Height (inch)	Swivel Radius (inch)	Swivel Radius w/Total Lock (inch)	Swivel Radius w/Wheel Brake (inch)
410SVX0632808	410RVX0632808	6	3	3000	7-1/2	5-1/2	6	10-1/2
410SVX0832808	410RVX0832808	8	3	4000	10-1/8	6-1/2	6-1/2	11-1/2
410SVX1032808	410RVX1032808	10	3	5000	11-1/2	7-3/4	7-3/4	12-3/4

7 415 KINGPINLESS DUAL WHEEL SERIES CASTERS



APPLICATIONS

AGV Vehicles

Tool Carts

Ground Support Equipment

Storage Racks

Low Profile Carts

Platforms

Custom Material Handling

Towable Transportation Equipment

Workstations/Packaging

5,400 LBS. LOAD CAPACITY KINGPINLESS TYPE CASTERS

- **Raceway Design:** Patented Kinpinless single ball bearing precision machined raceway hardened to 53 Rockwell C minimum. Swivel section features a 3" diameter raceway with 1/2" ball bearings. The notched yoke is standard.
- **Finish:** Laguna Blue paint.
- **Yoke Base:** Harden C1040 steel.
- **Legs:** 3/8" formed steel. Center leg support is added for increased strength.
- **Wheels:** All wheels are 3" wide with precision bearings for minimal maintenance.
- **Axle:** 3/4" bolt, locking nut and lubrication fittings.
- Alternate or custom caster configurations available.

BRAKES OPTIONS



Poly Cam
specify P



Hand Operated Swivel Lock
specify L

To order a rigid caster, change the "S" to "R" in the model number. Dimensions shown are nominal. If precise dimensions are required, consult Acorn™. For approximate weight of our rigid casters, deduct 3.9 pounds.

All bearings are precision ball bearings with heavy-duty end caps.

MOUNTING PLATE OPTIONS

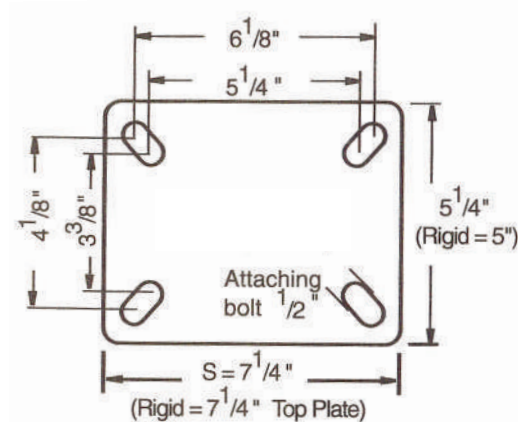
TOP PLATE:

Plate Size: 5-1/4" x 7-1/4"

Bolt Holes: 6-1/8" x 4-1/2"

Slotted: 6" x 4-1/8"

Bolt Size: 1/2"



7 415 KINGPINLESS DUAL WHEEL SERIES CASTERS

NY/MD WHEELS

NYLACRON™ WHEELS

- Precision Machined from Cast Polyamide Hardness 112-120 Rockwell R.
- Ultimate choice for Extremely High Load applications to replace metallic wheels.
- Offer very high abrasion resistance and very low rolling resistance under extreme loads.

- Resistant to salt, grease, alcohol and mild acids - can be used in corrosive applications with appropriate bearings.
- Precision Ball Bearings.
- Temperature Range: -40°F to +270°F.



Part Number Swivel Caster	Part Number Rigid Caster	Wheel Diameter (inch)	Tread Width (inch)	Load Capacity (lbs)	Overall Height (inch)	Swivel Lead (inch)
415S63NYMD	415R63NYMD	6	3	5400	8-1/2	2.25
415S83NYMD	415R83NYMD	8	3	5400	10-1/2	2.75
415S103NYMD	415R103NYMD	10	3	5400	12-1/2	3.38
415S123NYMD	415R123NYMD	12	3	5400	15-1/2	4.13

VX WHEELS

VULKOLLAN™ THICK TREAD WHEELS

Highest Quality Polyurethane in the World

Extremely Durable

High Load Capacity

Ergonomic - Easy to Roll

High Abrasion Resistance

FEATURES

- Thickness: 1" thick polyurethane
- Wheel Face: Flat
- Finish: Orange/Brown tread on cast iron core
- Hardness: 95 Shore A
- Temperature Range: -40°F to +180°F




WHEEL OPTIONS

- Select bearing featured are recommended for standard applications. For special applications or alternate bearings consult Acorn.

Part Number Swivel Caster	Part Number Rigid Caster	Wheel Diameter (inch)	Tread Width (inch)	Load Capacity (lbs)	Overall Height (inch)	Swivel Radius (inch)
415SVX0632808	415RVX0632808	6	3	3000	7-1/2	5-1/2
415SVX0832808	415RVX0832808	8	3	4000	10-1/8	6-1/2
415SVX1032808	415RVX1032808	10	3	5000	11-1/2	7-3/4

MEGALOAD™ AND VULKOLLAN™ WHEELS WITH PRECISION BALL BEARINGS AVAILABLE TO FIT THIS CASTER SERIES. SIZES 6 X 3, 8 X 3, 10 X 3 & 12 X 3.

7 S410 SPRING LOADED CASTERS



3,000 LBS. LOAD CAPACITY KINGPINLESS TYPE CASTERS

- **Load Springs:** Different load springs for each series permits wide variation in ride “softness”.
- **Complete Line:** Available on all 7KSL models.
- **Swivel Section:** Kingpinless design. Ball bearing mounted in a machined raceway.
- **Axle:** 3/4” diameter standard. Optional 1” diameter available.
- Alternate or custom caster configurations available.
- Brake options available.

Our newly designed spring loaded casters offer greater capacity and protection from damaging shock or unwanted vibration and movement. Noise levels are reduced through the dampening effect of these casters.

We offer many custom spring loaded solutions for the automotive and aviation industry.

TYPICAL APPLICATIONS

- Aviation ground support
- Aircraft tripod jacks
- Portable medical equipment
- Computer equipment
- Shock sensitive loads

MOUNTING PLATE OPTIONS

TOP PLATE: (STANDARD)

Plate Size: 4-1/2” x 6-1/4”

Bolt Holes: 2-7/16” x 4-15/16”
slotted to
3-3/8” x 5-1/4”

Bolt Size: 1/2”

Special order top plates

(PATK) 6-1/4” x 4-1/4”

(PATR) 7-1/2” x 6-1/4”

(PATS) 7” x 6”

7 S410 SPRING LOADED CASTERS

NYLACRON™ WHEELS PRECISION BALL BEARINGS NY/MD

Part Number Swivel Caster	Part Number Rigid Caster	Wheel Diameter (inch)	Tread Width (inch)	Load Capacity (lbs)	Overall Height (inch)	Swivel Lead (inch)
S410S63NYMD	S410R63NYMD	6	3	3000	7-1/2	1-3/8
S410S83NYMD	S410R83NYMD	8	3	3000	10-1/8	2-1/16
S410S103NYMD	S410R103NYMD	10	3	3000	11-1/2	2-1/4
S410S123NYMD	S410R123NYMD	12	3	3000	13-1/2	2-11/16



POLYURETHANE TREAD ON CAST IRON PRECISION BALL BEARINGS PF

Part Number Swivel Caster	Part Number Rigid Caster	Wheel Diameter (inch)	Tread Width (inch)	Load Capacity (lbs)	Overall Height (inch)	Swivel Lead (inch)
S410S63PF	S410R63PF	6	3	3000	7-1/2	1-3/8
S410S83PFS	S410R83PF	8	3	3000	10-1/8	2-1/16
S410S103PFS	S410R103PF	10	3	3000	11-1/2	2-1/4
S410S123PFS	S410R123PF	12	3	3000	13-1/2	2-11/16



SWIVEL-EAZ™ 95A CROWN TREAD PRECISION BALL BEARINGS SWE/CT

• Crown tread also available in 70A, 80A, 60D & 75D durometer.

• See wheel section.

Part Number Swivel Caster	Part Number Rigid Caster	Wheel Diameter (inch)	Tread Width (inch)	Load Capacity (lbs)	Overall Height (inch)	Swivel Lead (inch)
S410S63SWECT	S410R63SWECT	6	3	2137	10-7/8	4-7/8
S410S83SWECT	S410R83SWECT	8	3	3000	11-7/8	4-7/8



SWIVEL-EAZ™ 95A FLAT TREAD PRECISION BALL BEARINGS SWE/FT

• Flat tread also available in 70A, 80A, 60D & 75D durometer.

• See wheel section.

Part Number Swivel Caster	Part Number Rigid Caster	Wheel Diameter (inch)	Tread Width (inch)	Load Capacity (lbs)	Overall Height (inch)	Swivel Lead (inch)
S410S63SWEFT	S410R63SWEFT	6	3	2850	10-7/8	4-7/8
S410S83SWEFT	S410R83SWEFT	8	3	3000	11-7/8	4-7/8
S410S103SWEFT	S410R103SWEFT	10	3	3000	14	4-7/8



MEGALOAD™ AND VULKOLLAN™ WHEELS WITH PRECISION BALL BEARINGS AVAILABLE TO FIT THIS CASTER SERIES.
SIZES 6 X 3, 8 X 3, 10 X 3 & 12 X 3.