

Caster Type	Page
3C BB-Tek® Bi-Brake Casters .....	59-60
3N Standard Kingpin Casters .....	61
3NSS Stainless Steel Kingpin Casters .....	62
3NK Kingpinless Casters with Nylacron™ Wheels .....	63
3NKSS Kingpinless Casters with Nylacron™ Wheels .....	64

**Applications:**  
*Institutional, Electronics,  
Medical/Pharmaceuticals, Laboratory  
Food Services & Ergonomic Carts*

## 3C BB-TEK® DOUBLE BRAKE SWIVEL CASTERS US TOP PLATE P63


### BB-TEK TWO-IN-ONE BI-BRAKE PRESSED STEEL CASTERS

BB-Tek Casters are recommended for medium duty applications on equipment such as portable computers, instruments, test or equipment stations and were designed for frequent portability. Precision ball bearings in both the swivel and wheels, ease of rollability and maneuvering are its main features.

- Swivel can be locked in steering direction, while wheel remains free to roll, allowing straight line tracking  
**OR**
- Both swivel and wheel can be simultaneously locked for no movement.

### KEY FEATURE

- Swivel Head and Wheel are fitted with precision ball bearings to ensure maximum swiveling, ease and rollability with maximum quietness.

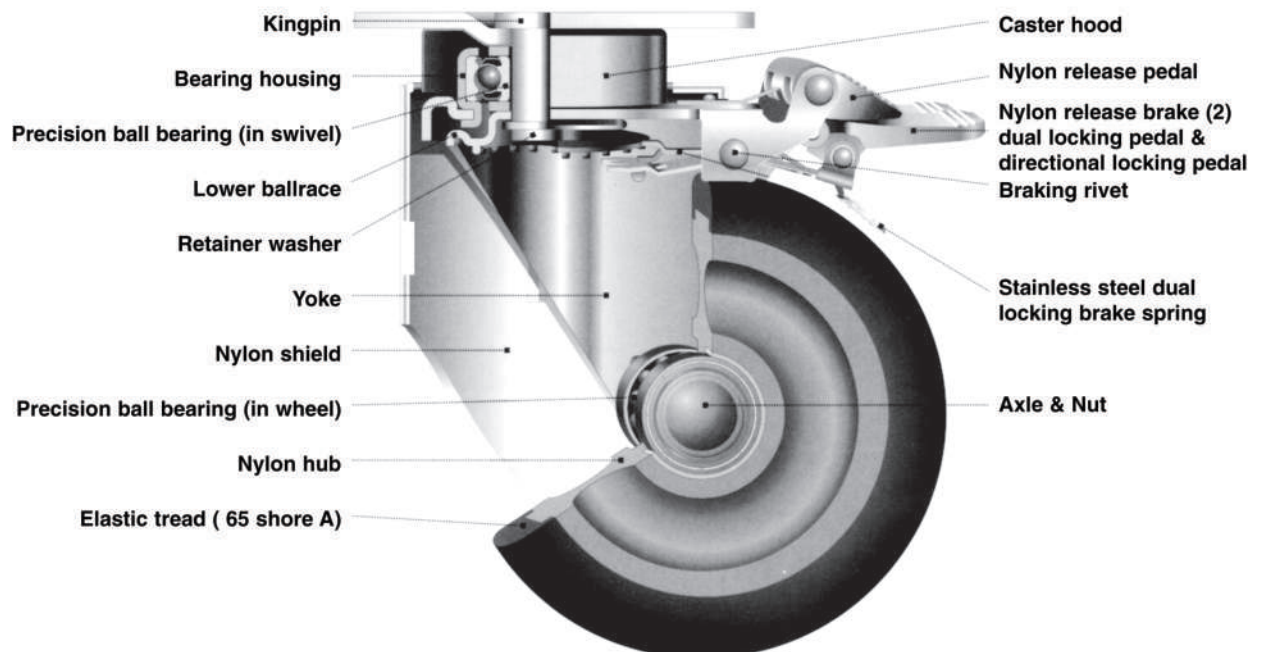


**Unique, patented BB-TEK Bi-Braking System provides two kinds of braking systems, Dual Locking and/or Directional Locking Brakes, in same caster.**

**Green Pedal Directional Lock:** Locks the swivel in one direction but wheel remains free for tracking straight line.

**Red Pedal Total Lock:** Locks the wheel & the swivel at the same time.

**Gray Pedal:** Releases the total lock and directional lock.



# 3C BB-TEK® DOUBLE BRAKE SWIVEL CASTERS US TOP PLATE P63

## Plate Mounting Options

25.4 mm = 1 inch

Mtg. Code	Top Plate Size (mm)	Bolt Hole Spacing (mm)	Mounting Bolt Size (mm)
P1	95 x 70	75 x 45/72 x 52	9
P2	77 x 67	61.5 x 52/56 x 45	8.5
P3	93 x 60	76.5/73 x 45	8
P6	114 x 101.6	93 x 67	9
P7	114 x 101.6	76 x 76/92 x 67	9.5
P8	100.3 x 100	80 x 80	10.5
P63	4" x 4-1/2"	2-5/8" x 3-5/8" to 3" x 3"	3/8"

P1, P2 and P3 plates are available for 125 mm models. P6, P7 and P8 plates are available for 150 mm and 200 mm models.

To order optional plate sizes change code.

Example: **3CBB6TTP3**.

*For Nylacron™ Wheels: Add NY to part number.*

*Example: 3CBB6NYP63.*



Wheel Diameter (mm)	Tread Width (mm)	Wheel Type	Wheel Bearing	Capacity (lbs)	Swivel Top Plate Bi-Brake Model Number	Free Swivel Model Number	Load Height (mm)	Swivel Radius (mm)
125	32	Thermoplastic Tread	Precision Ball	220	<b>3CBB5TTP63</b>	<b>3C5TTSP63</b>	161.0	78.0
125	32	Elastic Rubber Tread	Precision Ball	220	<b>3CBB5ERP63</b>	<b>3C5ERSP63</b>	161.0	78.0
125	32	Gray Polyurethane Tread	Precision Ball	220	<b>3CBB5GPP63</b>	<b>3C5GPPSP63</b>	161.0	78.0
150	40	Thermoplastic Tread	Precision Ball	330	<b>3CBB6TTP63</b>	<b>3C6TTSP63</b>	196.5	92.0
150	40	Elastic Rubber Tread	Precision Ball	330	<b>3CBB6ERP63</b>	<b>3C6ERSP63</b>	196.5	92.0
200	40	Elastic Rubber Tread	Precision Ball	330	<b>3CBB8ERP63</b>	<b>3C8ERSP63</b>	250.5	98.0

**Other type wheels are available including Nylacron™ and Kryptonic™ wheels.**

**Available in swivel only.**

## Round Stem Mounting Options

25.4 mm = 1 inch

Mtg. Code	Stem Diameter (mm)	Stem Length (mm)	Hole to Base (mm)	Mounting Hole (mm)
R8	22	45	19	M8 x 1.25
R9	28	45	19	M8 x 1.25
R16	25.6	45	19	M8 x 1.25

To order optional stem sizes change stem code.

Example: **3CBB6TTR16**.

*For Nylacron™ Wheels: Add NY to part number.*

*Example: 3CBB6NYP63.*



Wheel Diameter (mm)	Tread Width (mm)	Wheel Type	Wheel Bearing	Capacity (lbs)	Round Stem Bi-Brake Model Number	Free Swivel Model Number	Load Height (mm)	Swivel Radius (mm)
125	32	Thermoplastic Tread	Precision Ball	220	<b>3CBB5TTRP63</b>	<b>3C5TTSRP63</b>	161.0	78.0
125	32	Elastic Rubber Tread	Precision Ball	220	<b>3CBB5ERRP63</b>	<b>3C5ERSRP63</b>	161.0	78.0
125	32	Gray Polyurethane Tread	Precision Ball	220	<b>3CBB5GPRP63</b>	<b>3C5GSPRP63</b>	161.0	78.0
150	40	Thermoplastic Tread	Precision Ball	330	<b>3CBB6TTRP63</b>	<b>3C6TTSRP63</b>	196.5	92.0
150	40	Elastic Rubber Tread	Precision Ball	330	<b>3CBB6ERRP63</b>	<b>3C6ERSRP63</b>	196.5	92.0
200	40	Elastic Rubber Tread	Precision Ball	330	<b>3CBB8ERRP63</b>	<b>3C8ERSRP63</b>	250.5	98.0

**Specify stem size. ie suffix: R16**

**Other type wheels are available including Nylacron™ Wheels. See wheel section.**

**AVAILABLE IN  
US TOP PLATE SIZES**

**4" x 4-1/2"**

**Bolt Hole Spacing**

**2-5/8" x 3-5/8"  
to 3" x 3"**

**Mounting Bolt Size**

**3/8"**

3NR Series  
Swivel



3NR Series  
Rigid

### 3N Standard Swivel Series with NY plain bore wheels

Swivel Part Number	Diameter (mm)	Width (mm)	OAH (mm)	Top Plate (mm)	Bolt Spacing (mm)	Bolt Size (mm)	Offset (mm)	Load Cap. (lbs)
3N080/35/NY*	80	35	108	105 x 85	80 x 60	9	38	330
3N100/34/NY*	100	34	128	105 x 85	80 x 60	9	38	330
3N125/40/NY*	125	40	155	105 x 85	80 x 60	9	45	330
3N125/40/NY*	125	40	161	135 x 110	105 x 80	11	55	660
3N150/42/NY*	150	42	194	135 x 110	105 x 80	11	55	880
3N160/40/NY*	160	40	197	135 x 110	105 x 80	11	55	880
3N200/50/NY*	200	50	237	135 x 110	105 x 80	11	55	880

### 3N Standard Rigid Series with NY plain bore wheels


Rigid Part Number	Diameter (mm)	Width (mm)	OAH (mm)	Top Plate (mm)	Bolt Spacing (mm)	Bolt Size (mm)	Offset (mm)	Load Cap. (lbs)
3N080/30/NY*	80	30	108	105 x 85	80 x 60	9	38	330
3N100/34/NY*	100	34	128	105 x 85	80 x 60	9	38	330
3N125/40/NY*	125	40	155	105 x 85	80 x 60	9	45	330
3N125/40/NY*	125	40	161	135 x 110	105 x 80	11	55	660
3N150/42/NY*	150	42	194	135 x 110	105 x 80	11	55	880
3N160/40/NY*	160	40	197	135 x 110	105 x 80	11	55	880
3N200/50/NY*	200	50	237	135 x 110	105 x 80	11	55	880

\*Nylacron™ & Krypton™ Wheels are available with precision ball bearings. Specify BB. For other wheels, see wheel section.

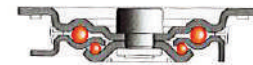
1 kg = 2.2 lbs  
25.4 mm = 1 inch



Swivel total lock brake  
Specify: ...add TL



Toe guard  
Specify: ...add TO



Kingpin swivel caster  
cross section a load capacity  
up to 300 kg.

Swivel section made of pressed steel, zinc chromed with double ball bearings, dust and splash proof, riveted kingpin and grease zerk. Total locking device on the trailing side of the housing, blocks rolling and swivel motion simultaneously.

**AVAILABLE IN  
US TOP PLATE SIZES**

**4" x 4-1/2"**

**Bolt Hole Spacing**

**2-5/8" x 3-5/8"  
to 3" x 3"**

**Mounting Bolt Size**

**3/8"**

**3NSS Series  
Swivel**



**3NSS Series  
Rigid**

## NR Stainless Swivel Series with NY plain bore wheels

Swivel Part Number	Diameter (mm)	Width (mm)	OAH (mm)	Top Plate (mm)	Bolt Spacing (mm)	Bolt Size (mm)	Offset (mm)	Load Cap. (lbs)
3NSS080/35/NY*	80	35	108	105 x 85	80 x 60	9	38	330
3NSS100/34/NY*	100	34	128	105 x 85	80 x 60	9	38	330
3NSS125/40/NY*	125	40	155	105 x 85	80 x 60	9	45	330
3NSS125/40/NY*	125	40	161	135 x 110	105 x 80	11	55	660
3NSS150/42/NY*	150	42	194	135 x 110	105 x 80	11	55	880
3NSS160/40/NY*	160	40	197	135 x 110	105 x 80	11	55	880
3NSS200/50/NY*	200	50	237	135 x 110	105 x 80	11	55	880

## NR Stainless Rigid Series with NY plain bore wheels

Rigid Part Number	Diameter (mm)	Width (mm)	OAH (mm)	Top Plate (mm)	Bolt Spacing (mm)	Bolt Size (mm)	Offset (mm)	Load Cap. (lbs)
3NSS080/30/NY*	80	30	108	105 x 85	80 x 60	9	38	330
3NSS100/34/NY*	100	34	128	105 x 85	80 x 60	9	38	330
3NSS125/40/NY*	125	40	155	105 x 85	80 x 60	9	45	330
3NSS125/40/NY*	125	40	161	135 x 110	105 x 80	11	55	660
3NSS150/42/NY*	150	42	194	135 x 110	105 x 80	11	55	880
3NSS160/40/NY*	160	40	197	135 x 110	105 x 80	11	55	880
3NSS200/50/NY*	200	50	237	135 x 110	105 x 80	11	55	880

\*Nylacron™ & Krypton™ Wheels are available with precision ball bearings. Specify BB. For other wheels, see wheel section.

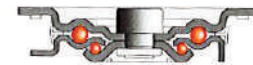
1 kg = 2.2 lbs  
25.4 mm = 1 inch



**Swivel total lock brake**  
Specify: ...add TL



**Toe guard**  
Specify: ...add TO



**Kingpin swivel caster  
cross section a load capacity  
up to 300 kg.**

Swivel section made of pressed steel, zinc chromed with double ball bearings, dust and splash proof, riveted kingpin and grease zerk. Total locking device on the trailing side of the housing, blocks rolling and swivel motion simultaneously.

# 3

## 3NK SERIES EURO KINGPINLESS CASTERS NYLACRON™ WHEELS

3NK Series  
Rigid



3NK Series  
Swivel

Model Number	Wheel Diameter (mm)	Wheel Width (mm)	Overall Height (mm)	Top Plate Size (mm)	Bolt Hole Spacing (mm)	Bolt Hole Diameter (mm)	Offset (mm)	Load Capacity (kg)
3NK/100/40/5NYMC	100	40	140	105 x 85	80 x 60	9	45	160
3NK/100/40/5NYMC	100	40	148	135 x 110	105 x 80	11	50	160
3NK/125/40/5NYMC	125	40	165	105 x 85	80 x 60	9	45	225
3NK/125/50/5NYMC	125	50	178	135 x 110	105 x 80	11	50	225
3NK/160/50/5NYMC	160	50	210	135 x 110	105 x 80	11	50	300
3NK/200/50/5NYMC	200	50	250	135 x 110	105 x 80	11	55	400
3NK/300/60/5NYMC	300	60	347	200 x 160	160 x 120	15	73	700

**Swivel Caster**  
NYLACRON™ NY/MC wheel  
Precision ball bearings.

Model Number	Wheel Diameter (mm)	Wheel Width (mm)	Overall Height (mm)	Top Plate Size (mm)	Bolt Hole Spacing (mm)	Bolt Hole Diameter (mm)	Load Capacity (kg)
3NKR/100/40/5NYMC	100	40	140	105 x 85	80 x 60	9	160
3NKR/100/40/5NYMC	100	40	148	135 x 110	105 x 80	11	160
3NKR/125/40/5NYMC	125	40	165	105 x 85	80 x 60	9	225
3NKR/125/50/5NYMC	125	50	178	135 x 110	105 x 80	11	225
3NKR/160/50/5NYMC	160	50	210	135 x 110	105 x 80	11	300
3NKR/200/50/5NYMC	200	50	250	135 x 110	105 x 80	11	400
3NKR/300/60/5NYMC	300	60	347	200 x 160	160 x 120	15	700

**Rigid Caster**  
NYLACRON™ NY/MC wheel  
Precision ball bearings.

\*Nylacron™ Wheels are available with precision ball bearings.  
Specify BB. For other wheels, see wheel section.

1 kg = 2.2 lbs  
25.4 mm = 1 inch



**Swivel total lock brake**  
Specify: add TL



**Toe guard**  
Specify: ... add TO




**Kingpinless swivel caster cross section a load capacity up to 700 kg.**

Swivel section made of pressed steel, zinc chromed with double ball bearings, dust and splash proof, riveted kingpin and grease zerk. Total locking device on the trailing side of the housing, blocks rolling and swivel motion simultaneously.



# 3NKSS SERIES EURO STAINLESS STEEL KINGPINLESS CASTERS NYLACRON™ WHEELS

3NK Series  
Rigid



3NK Series  
Swivel

Model Number	Wheel Diameter (mm)	Wheel Width (mm)	Overall Height (mm)	Top Plate Size (mm)	Bolt Hole Spacing (mm)	Bolt Hole Diameter (mm)	Offset (mm)	Load Capacity (kg)
3NKSS/100/40/5NYMC	100	40	140	105 x 85	80 x 60	9	45	160
3NKSS/100/40/5NYMC	100	40	148	135 x 110	105 x 80	11	50	160
3NKSS/125/40/5NYMC	125	40	165	105 x 85	80 x 60	9	45	225
3NKSS/125/50/5NYMC	125	50	178	135 x 110	105 x 80	11	50	225
3NKSS/160/50/5NYMC	160	50	210	135 x 110	105 x 80	11	50	300
3NKSS/200/50/5NYMC	200	50	250	135 x 110	105 x 80	11	55	400
3NKSS/300/60/5NYMC	300	60	347	200 x 160	160 x 120	15	73	700

Swivel Caster  
NYLACRON™ NY/MC wheel  
Precision ball bearings.

Model Number	Wheel Diameter (mm)	Wheel Width (mm)	Overall Height (mm)	Top Plate Size (mm)	Bolt Hole Spacing (mm)	Bolt Hole Diameter (mm)	Load Capacity (kg)
3NKRSS/100/40/5NYMC	100	40	140	105 x 85	80 x 60	9	160
3NKRSS/100/40/5NYMC	100	40	148	135 x 110	105 x 80	11	160
3NKRSS/125/40/5NYMC	125	40	165	105 x 85	80 x 60	9	225
3NKRSS/125/50/5NYMC	125	50	178	135 x 110	105 x 80	11	225
3NKRSS/160/50/5NYMC	160	50	210	135 x 110	105 x 80	11	300
3NKRSS/200/50/5NYMC	200	50	250	135 x 110	105 x 80	11	400
3NKRSS/300/60/5NYMC	300	60	347	200 x 160	160 x 120	15	700


Rigid Caster  
NYLACRON™ NY/MC wheel  
Precision ball bearings.

\*Nylacron™ Wheels are available with precision ball bearings.  
Specify BB. For other wheels, see wheel section.

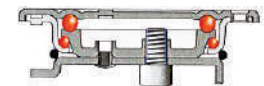
1 kg = 2.2 lbs  
25.4 mm = 1 inch



Swivel total lock brake  
Specify: add TL



Toe guard  
Specify: ... add TO



Kingpinless swivel caster  
cross section a load capacity  
up to 700 kg.

Swivel section made of pressed steel, zinc chromed with double ball bearings, dust and splash proof, riveted kingpin and grease zerk. Total locking device on the trailing side of the housing, blocks rolling and swivel motion simultaneously.