

**AVAILABLE IN  
US TOP PLATE SIZES**

**4" x 4-1/2"**

**Bolt Hole Spacing**

**2-5/8" x 3-5/8"  
to 3" x 3"**

**Mounting Bolt Size**

**3/8"**

3NR Series  
Swivel



3NR Series  
Rigid

### 3N Standard Swivel Series with NY plain bore wheels

Swivel Part Number	Diameter (mm)	Width (mm)	OAH (mm)	Top Plate (mm)	Bolt Spacing (mm)	Bolt Size (mm)	Offset (mm)	Load Cap. (lbs)
3N080/35/NY*	80	35	108	105 x 85	80 x 60	9	38	330
3N100/34/NY*	100	34	128	105 x 85	80 x 60	9	38	330
3N125/40/NY*	125	40	155	105 x 85	80 x 60	9	45	330
3N125/40/NY*	125	40	161	135 x 110	105 x 80	11	55	660
3N150/42/NY*	150	42	194	135 x 110	105 x 80	11	55	880
3N160/40/NY*	160	40	197	135 x 110	105 x 80	11	55	880
3N200/50/NY*	200	50	237	135 x 110	105 x 80	11	55	880

### 3N Standard Rigid Series with NY plain bore wheels


Rigid Part Number	Diameter (mm)	Width (mm)	OAH (mm)	Top Plate (mm)	Bolt Spacing (mm)	Bolt Size (mm)	Offset (mm)	Load Cap. (lbs)
3N080/30/NY*	80	30	108	105 x 85	80 x 60	9	38	330
3N100/34/NY*	100	34	128	105 x 85	80 x 60	9	38	330
3N125/40/NY*	125	40	155	105 x 85	80 x 60	9	45	330
3N125/40/NY*	125	40	161	135 x 110	105 x 80	11	55	660
3N150/42/NY*	150	42	194	135 x 110	105 x 80	11	55	880
3N160/40/NY*	160	40	197	135 x 110	105 x 80	11	55	880
3N200/50/NY*	200	50	237	135 x 110	105 x 80	11	55	880

\*Nylacron™ & Krypton™ Wheels are available with precision ball bearings. Specify BB. For other wheels, see wheel section.

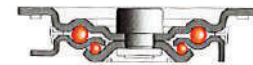
1 kg = 2.2 lbs  
25.4 mm = 1 inch



Swivel total lock brake  
Specify: ...add TL



Toe guard  
Specify: ...add TO



Kingpin swivel caster  
cross section a load capacity  
up to 300 kg.

Swivel section made of pressed steel, zinc chromed with double ball bearings, dust and splash proof, riveted kingpin and grease zerk. Total locking device on the trailing side of the housing, blocks rolling and swivel motion simultaneously.

**AVAILABLE IN  
US TOP PLATE SIZES**

**4" x 4-1/2"**

**Bolt Hole Spacing**

**2-5/8" x 3-5/8"  
to 3" x 3"**

**Mounting Bolt Size**

**3/8"**

3NSS Series  
Swivel



3NSS Series  
Rigid

## NR Stainless Swivel Series with NY plain bore wheels

Swivel Part Number	Diameter (mm)	Width (mm)	OAH (mm)	Top Plate (mm)	Bolt Spacing (mm)	Bolt Size (mm)	Offset (mm)	Load Cap. (lbs)
3NSS080/35/NY*	80	35	108	105 x 85	80 x 60	9	38	330
3NSS100/34/NY*	100	34	128	105 x 85	80 x 60	9	38	330
3NSS125/40/NY*	125	40	155	105 x 85	80 x 60	9	45	330
3NSS125/40/NY*	125	40	161	135 x 110	105 x 80	11	55	660
3NSS150/42/NY*	150	42	194	135 x 110	105 x 80	11	55	880
3NSS160/40/NY*	160	40	197	135 x 110	105 x 80	11	55	880
3NSS200/50/NY*	200	50	237	135 x 110	105 x 80	11	55	880

## NR Stainless Rigid Series with NY plain bore wheels


Rigid Part Number	Diameter (mm)	Width (mm)	OAH (mm)	Top Plate (mm)	Bolt Spacing (mm)	Bolt Size (mm)	Offset (mm)	Load Cap. (lbs)
3NSS080/30/NY*	80	30	108	105 x 85	80 x 60	9	38	330
3NSS100/34/NY*	100	34	128	105 x 85	80 x 60	9	38	330
3NSS125/40/NY*	125	40	155	105 x 85	80 x 60	9	45	330
3NSS125/40/NY*	125	40	161	135 x 110	105 x 80	11	55	660
3NSS150/42/NY*	150	42	194	135 x 110	105 x 80	11	55	880
3NSS160/40/NY*	160	40	197	135 x 110	105 x 80	11	55	880
3NSS200/50/NY*	200	50	237	135 x 110	105 x 80	11	55	880

\*Nylacron™ & Krypton™ Wheels are available with precision ball bearings. Specify BB. For other wheels, see wheel section.

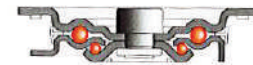
1 kg = 2.2 lbs  
25.4 mm = 1 inch



Swivel total lock brake  
Specify: ...add TL



Toe guard  
Specify: ...add TO



Kingpin swivel caster  
cross section a load capacity  
up to 300 kg.

Swivel section made of pressed steel, zinc chromed with double ball bearings, dust and splash proof, riveted kingpin and grease zerk. Total locking device on the trailing side of the housing, blocks rolling and swivel motion simultaneously.