

PLASTIC WHEELS	PAGE #
Nylacron™	.21-32
Solid Elastomer	.33-37
Nylon (Glass-Filled / High-Temp)	.38-39
Kryptonite™	.40
Phenolic / Texite	.41-48
Polypropylene	.49
Retort	.50



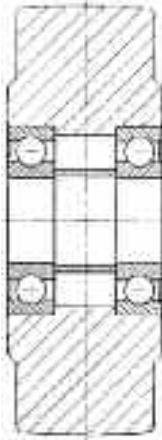
Visit our Web site for new products
www.acornindprod.com



For Nylon (PEVOLON®) Wheels,
refer to the RAEDER-VOGEL®
Index in this section
(Section 11: Wheels)

NYLACRON™ WHEELS NY/MD AND NY/HSB

Capacity Up to 26,400 lbs.



Nylacron™ Wheel Cross Section
with pre-loaded sealed precision ball
bearings and center piece

**END CAPS PROVIDED WITH EACH
WHEEL TO FIT IN RIG WIDTH AND SIZE
OF THE AXLE**

Heavy Duty Nylacron™ Wheels are made of tough hard, highly compressed cast polyamide, MD (MoS₂) filled or heat stabilized (high temp blue) to replace Steel, Phenolic, Solid Elastomer and Urethane Wheels where very high load capacities, floor protection, low rolling resistance, impact proof, corrosive resistance and floor conditions allow. The casting process increases the load capacity compared to injection-molded nylon and has better properties in regard to tension and pressure, modulus of elasticity, thermoform stability, coefficient of friction, flow properties and absorption of humidity.

Features

- **Ergonomic:** extraordinarily easy to push - no more back aches - less power to tow.
- **wheels:** wheel dampens shock and vibration thus reducing noise.
- **High Impact Strength:** resists fracture from repeated shock loads.
- **Higher Loads:** mechanical strength supports greater weight and allows better utilization in caster rigs.
- **Higher Resilience:** wheel returns to original shape without deforming when deflected by loads or rapidly applied stresses.
- **High Caster Ratings:** higher wheel ratings allow better utilization of caster rig ratings.
- **Floor Protective:** material does not damage floors and is lighter in weight than steel.
- **Longer Life:** shows minimal wear in extended use-resists abrasion, water and many hazardous chemicals. Ideal for stainless steel rigs applications.
- **Lower Maintenance:** sealed precision bearings and minimal wheels wear greatly reduces in-plant maintenance requirements. Only one type wheel needed.
- **Hardness:** 112-120 Rockwell R
- **Temperature range:** - 30 to + 220 ° F Continuous - 30 to + 4000 ° F Continuous NY/HT (3" to 8")
- **Chemical Resistance:** See chart for wide range of chemical resistance.

Applications

- | | |
|-------------------|----------------------|
| • Aerospace | • Fisheries |
| • AGV | • Food |
| • Amusement Rides | • Meat Processing |
| • Automotive | • Monorail Conveyors |
| • Bakeries | • Pharmaceutical |
| • Chemical Plants | • Retrieval Systems |
| • Conveyor | • Storage Racks |
| • Crane | • Towlines |
| • Dairy | • Turning Platforms |

All information is based on Acorn's over 10 years experience working with the producers of the cast polyamides to successfully provide Nylacron™ wheels for the industries where the properties of this material offers many benefits.

Nylacron Wheels can be made in any size to fit any caster rig or wheel application and replace any type wheel

NYLACRON™ WHEELS ARE ALSO AVAILABLE IN FLANGED / V-Groove AND CUSTOM SIZES TO 51" DIAMETER TO MEET JOB REQUIREMENTS.

Dia. (in.)	Width (in.)	Capacity (lbs.)	Hub Length (in.)	Axle Bore (in.)	Wheel Part Number*
3	1-1/4	440	1-1/2	3/8	NY/MD-P-0312-06
4	1-1/4	550	1-1/2	3/8	NY/MD-P-0412-06
5	1-1/4	660	1-1/2	3/8	NY/MD-P-0512-06
6	1-1/4	770	1-1/2	3/8	NY/MD-P-0612-06
3	2	1000	2-3/16	1/2	NY/MD-P-0320-08
4	2	2000	2-3/16	1/2	NY/MD-P-0420-08
5	2	2000	2-3/16	1/2	NY/MD-P-0520-08
6	2	2000	2-3/16	1/2	NY/MD-P-0620-08
8	2	2400	2-3/16	1/2	NY/MD-P-0820-08
6	2-1/2	5000	2-3/4	1/2	NY/MD-P-0625-08
6	2-1/2	7200	3-1/4	3/4	NY/MD-P-0625-12
6	3	10,000	3-1/2	3/4	NY/MD-P-0630-12
8	2-1/2	7000	3	1/2	NY/MD-P-0825-08
8	2-1/2	7200	3-1/4	3/4	NY/MD-P-0825-12
8	3	10,000	3-1/2	3/4	NY/MD-P-0830-12
8	3	10,000	3-1/2	1	NY/MD-P-0830-16
8	4	10,000	4-1/2	1-1/4	NY/MD-P-0840-20
10	2-1/2	7200	2-3/4	1/2	NY/MD-P-1025-08
10	2-1/2	7200	3	3/4	NY/MD-P-1025-08
10	3	10,000	3-1/2	3/4	NY/MD-P-1030-12
10	4	12,000	4-1/2	1	NY/MD-P-1040-16
10	4	12,000	4-1/2	1-1/4	NY/MD-P-1040-20
12	2-1/2	8000	3	3/4	NY/MD-P-1225-12
12	3	11,000	3-1/2	3/4	NY/MD-P-1230-12
12	4	14,000	4-1/2	1	NY/MD-P-1240-16
12	4	14,000	4-1/2	1-1/4	NY/MD-P-1240-20
12	5	18,000	3	1-1/4	NY/MD-P-1250-20


*Change NY/MD in the Wheel Part Number to NY/HSB for High Temp

Capacities can be increased by increasing the size of the precision bearings or by providing double row precision bearings.

End Caps provided with each wheel to fit in rig width and size of the Axle

NYLACRON™ MC (NY/MC)

Capacity Up to 26,400 lbs.



Nylacron™ Wheel Cross Section
with pre-loaded sealed precision ball bearings and center piece

END CAPS PROVIDED WITH EACH WHEEL TO FIT IN RIG WIDTH AND SIZE OF THE AXLE

Nylacron™ Monocast (NY/MC) Natural Wheels are an unfilled cast type 6 nylon developed on proven in the field for FDA application requirements. Wheels are straight sided and precision machined on CNC equipment to exacting tolerances and comply with section 177.1500 of food additive regulations. Stainless steel precision ball bearings are available for every wheel. Other than the type material, loadings and other characteristics are similar to Nylacron™.

Features

- **Ergonomic:** extraordinarily easy to push. No more back aches - less power to tow.
- **Quiet:** wheel dampens shock and vibration thus reducing noise.
- **High Impact Strength:** resists fracture from repeated shock loads.
- **Higher Loads:** mechanical strength supports greater weight and allows better utilization in caster rigs.
- **Higher Resilience:** wheel returns to original shape without deforming when deflected by loads or rapidly applied stresses.
- **High Caster Ratings:** higher wheel ratings allow better utilization of caster rig ratings.
- **Floor Protective:** material does not damage floors and is lighter in weight than steel.
- **Longer Life:** shows minimal wear in extended use. Resists abrasion, water and many hazardous chemicals. Ideal for stainless steel rigs applications.
- **Lower Maintenance:** sealed precision bearings and minimal wheels wear greatly reduces in-plant maintenance requirements. Only one type wheel needed.
- **Hardness:** 112-120 Rockwell R
- **Temperature range:** - 30 to + 220 ° F Continuous
- **Chemical Resistance:** See chart for wide range of chemical resistance.

Applications

- Aerospace
- AGV
- Amusement Rides
- Automotive
- Bakeries
- Chemical Plants
- Conveyor
- Crane
- Dairy
- Fisheries
- Food
- Meat Processing
- Monorail Conveyors
- Pharmaceutical
- Retrieval Systems
- Storage Racks
- Towlines
- Turning Platforms

All information is based on Acorn's over 10 years experience working with the producers of the cast Polyamides to successfully provide Nylacron™ wheels for the industries where the properties of this material offers many benefits.

Natural Wheels are also available in Flanged / V-Groove and custom sizes to 51 in. diameter to meet job requirements.

Dia. (in.)	Width (in.)	Capacity (lbs.)	Hub Length (in.)	Axle Bore (in.)	Wt. (lbs.)	Wheel Part Number
3	1-1/4	440	1-1/2	3/8	1	NY/MC-P-0325-06
4	1-1/4	550	1-1/2	3/8	1.5	NY/MC-P-0425-06
5	1-1/4	660	1-1/2	3/8	2	NY/MC-P-0525-06
6	1-1/4	770	1-1/2	3/8	3	NY/MC-P-0625-06
3	2	1000	2-3/16	1/2	1.5	NY/MC-P-0320-08
4	2	2000	2-3/16	1/2	2	NY/MC-P-0420-08
5	2	2000	2-3/16	1/2	3	NY/MC-P-0520-08
6	2	2000	2-3/16	1/2	4	NY/MC-P-0620-08
8	2	2400	2-3/16	1/2	5	NY/MC-P-0820-08
6	2-1/2	5000	2-3/4	1/2	5	NY/MC-P-0625-08
6	2-1/2	7200	3-1/4	3/4	5	NY/MC-P-0625-12
6	3	10,000	3-1/2	3/4	6	NY/MC-P-0630-12
8	2-1/2	7000	3	1/2	6	NY/MC-P-0825-08
8	2-1/2	7200	3-1/4	3/4	6	NY/MC-P-0825-12
8	3	10,000	3-1/2	3/4	8	NY/MC-P-0830-12
8	3	10,000	3-1/2	1	8	NY/MC-P-0830-16
8	4	10,000	4-1/2	1-1/4	9	NY/MC-P-0840-20
10	2-1/2	7200	2-3/4	1/2	7	NY/MC-P-1025-08
10	2-1/2	7200	3	3/4	7	NY/MC-P-1025-12
10	3	10,000	3-1/2	3/4	8	NY/MC-P-1030-12
10	4	12,000	4-1/2	1	9	NY/MC-P-1040-16
10	4	12,000	4-1/2	1-1/4	9	NY/MC-P-1040-20
12	2-1/2	8000	3	3/4	8	NY/MC-P-1225-12
12	3	11,000	3-1/2	3/4	9	NY/MC-P-1230-12
12	4	14,000	4-1/2	1	10	NY/MC-P-1240-16
12	4	14,000	4-1/2	1-1/4	10	NY/MC-P-1240-20
12	5	18,000	3	1-1/4	11	NY/MC-P-1250-20

CAPACITIES CAN BE INCREASED BY INCREASING THE SIZE OF THE PRECISION BEARINGS OR BY PROVIDING DOUBLE ROW PRECISION BEARINGS.

END CAPS PROVIDED WITH EACH WHEEL TO FIT IN RIG WIDTH AND SIZE OF THE AXLE

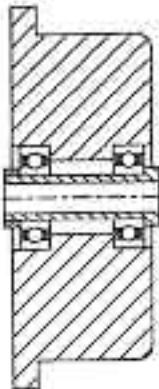
NYLACRON™ MD / FLANGED - NY/NL & NY/ND

Capacity Up to 3000 lbs.

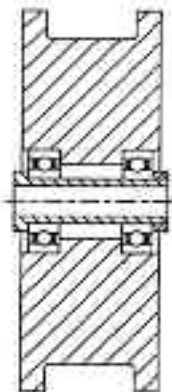


Nylacron™ Wheel

Available as Single Flanged or Double Flanged



(NL) SINGLE FLANGED NYLACRON WHEEL
Cross Sectional View



(ND) DOUBLE FLANGED NYLACRON WHEEL
Cross Sectional View

Heavy Duty Nylacron™ Flanged Wheels are straight sided and designed to operate quietly on steel track. All are precision machined on CNC equipment for concentricity and to insure proper tracking. Wheels are made of tough hard, highly compressed cast polyamide, MoS₂ filled, heat stabilized and designed to replace Steel, Phenolics, Solid Elastomers and Urethane Wheels in flanged applications where very high load capacities, low rolling resistance, impact proof, corrosive resistance and speed conditions allow. **Custom requirements to drawings available.**

Features

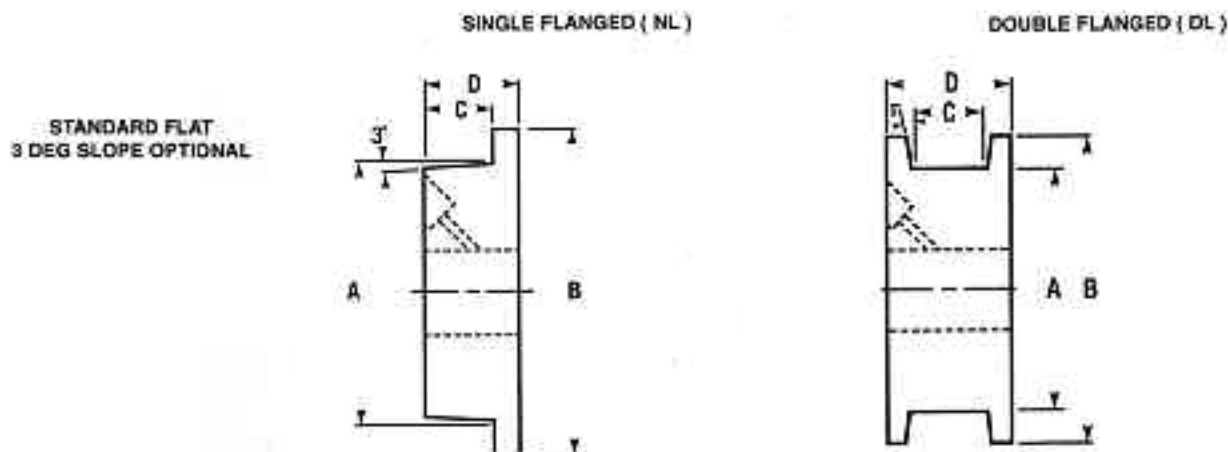
- **Ergonomic:** extraordinarily easy to push. No more back aches - less power to tow.
- **Quiet:** wheel dampens shock and vibration thus reducing noise.
- **High Impact Strength:** resists fracture from repeated shock loads.
- **Higher Loads:** mechanical strength supports greater weight and allows better utilization in caster rigs.
- **Higher Resilience:** wheel returns to original shape without deforming when deflected by loads or rapidly applied stresses.
- **High Caster Ratings:** higher wheel ratings allow better utilization of caster rig ratings.
- **Floor Protective:** material does not damage floors and is lighter in weight than steel.
- **Longer Life:** shows minimal wear in extended use-resists abrasion, water and many hazardous chemicals. Ideal for stainless steel rigs applications.
- **Lower Maintenance:** sealed precision bearings and minimal wheels wear greatly reduces in-plant maintenance requirements. Only one type wheel needed.
- **Hardness:** 112-120 Rockwell R
- **Temperature range:** - 30 to + 220 ° F Continuous
- **Chemical Resistance:** See chart for wide range of chemical resistance.

Applications

- Food Processing
- Dairies
- Meat Processing
- Automotive,
- Turning Platforms
- Towlines
- Bakeries,
- Fisheries
- Pharmaceutical
- Aerospace
- Amusement Rides

**END CAPS PROVIDED WITH EACH WHEEL
TO FIT IN RIG WIDTH AND SIZE OF THE AXLE**

All information is based on Acorn's over 10 years experience working with the producers of the cast Polyamides to successfully provide Nylacron™ wheels for the industries where the properties of this material offers many benefits.



Face Dia. A	Flange OD B	Flange Width C	OAW Width D	Hub Length (in)	Material Type	Load Capacity (lbs)	Axle Size (in)	Approx Weight (lbs)	Part Number (P) Prec Ball Brg (T) Tapered Brg
5"	6"	1-3/4"	2"	2-3/16"	Nylacron™	1300	1/2	3	NY/NL-P-0520-12
5"	6"	1-3/4"	2"	2-3/16"	Nylacron™	1300	1/2	3	NY/NL-T-0520-08
5"	6"	1"	1-1/2"	2-3/16"	Nylacron™	1100	1/2	3	NY/DL-P-0515-12
5"	6"	1"	1-1/2"	2-3/16"	Nylacron™	1100	1/2	3	NY/DL-T-0515-08
6"	6-3/4"	1-3/4"	2"	2-3/16"	Nylacron™	1600	1/2	4	NY/NL-P-0620-12
6"	6-3/4"	1-3/4"	2"	2-3/16"	Nylacron™	1600	1/2	4	NY/NL-T-0620-08
8"	9-1/2"	2"	2-1/2"	2-3/4"	Nylacron™	2500	3/4	7	NY/NL-P-0825-16
8"	9-1/2"	2"	2-1/2"	2-3/4"	Nylacron™	2500	3/4	7	NY/NL-T-0825-12
10"	12"	2-5/8"	3"	3-1/4"	Nylacron™	3000	3/4	8	NY/NL-P-1030-16
10"	12"	2-5/8"	3"	3-1/4"	Nylacron™	3000	3/4	8	NY/NL-T-1030-12
10"	12"	2-1/4"	3"	3-1/4"	Nylacron™	2000	3/4	8	NY/DL-P-1030-16
10"	12"	2-1/4"	3"	3-1/4"	Nylacron™	2000	3/4	8	NY/DL-T-1050-12

**CAPACITIES CAN BE INCREASED BY INCREASING THE SIZE OF THE PRECISION BEARINGS
OR BY PROVIDING DOUBLE ROW PRECISION BEARINGS.**

Nylacron™ Wheels can be made to any steel or cast iron standard. See Flanged Wheel Section for dimensions.

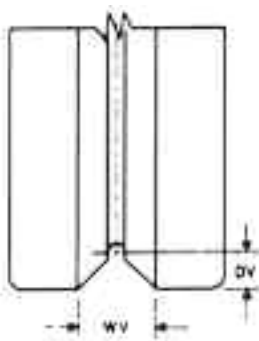
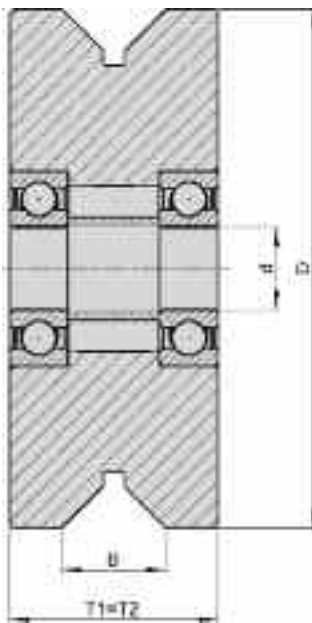
Nylacron™ Wheels are also available standard V-Groove and custom sizes to 51" diameter to meet job requirements.

NYLACRON™ MONOCAST / V-GROOVE - NY/MC/VG

Capacity Up to 26,00 lbs.



END CAPS PROVIDED WITH EACH WHEEL TO FIT IN RIG WIDTH AND SIZE OF THE AXLE



Nylacron™ Monocast (NY/MC/VG) V-Groove Wheels are straight sided and designed to operate quietly on steel track. All are precision machined on CNC equipment for concentricity and to insure proper tracking. Wheels are made of tough hard, highly compressed cast polyamide, MoS₂ filled, heat stabilized and designed to replace Steel, Phenolics, Solid Elastomers and Urethane Wheels in V-groove applications where very high load capacities, low rolling resistance, impact proof, corrosive resistance and speed conditions allow.

CUSTOM REQUIREMENTS TO DRAWINGS ARE AVAILABLE.

Features

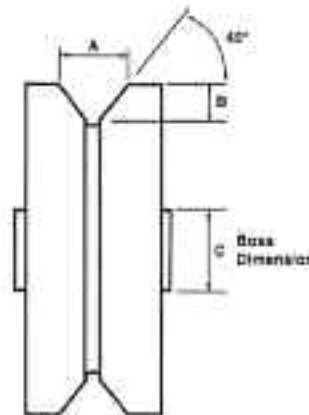
- **Ergonomic:** extraordinarily easy to push. No more back aches - less power to tow.
- **Quiet:** wheel dampens shock and vibration thus reducing noise.
- **High Impact Strength:** resists fracture from repeated shock loads.
- **Higher Loads:** mechanical strength supports greater weight and allows better utilization in caster rigs.
- **Higher Resilience:** wheel returns to original shape without deforming when deflected by loads or rapidly applied stresses.
- **High Caster Ratings:** higher wheel ratings allow better utilization of caster rig ratings.
- **Floor Protective:** material does not damage floors and is lighter in weight than steel.
- **Longer Life:** shows minimal wear in extended use-resists abrasion, water and many hazardous chemicals. Ideal for stainless steel rigs applications.
- **Lower Maintenance:** sealed precision bearings and minimal wheel wear greatly reduces in-plant maintenance requirements. Only one type wheel needed.
- **Hardness:** 112-120 Rockwell R
- **Temperature range:** - 30 to + 220 ° F Continuous
- **Chemical Resistance:** See chart for wide range of chemical resistance.

Applications

Food, Bakeries, Dairies, Fisheries, Meat Processing, Pharmaceutical, Automotive, Aerospace, Turning Platforms, Amusement Rides, Towlines

All information is based on Acorn's over 10 years experience working with the producers of the cast Polyamides to successfully provide Nylacron™ wheels for the industries where the properties of this material offers many benefits. **CAPACITIES CAN BE INCREASED BY INCREASING THE SIZE OF THE PRECISION BEARINGS OR BY PROVIDING DOUBLE ROW PRECISION BEARINGS.**

Face Dia. A	Flange OD B	Flange Width C	OAW Width D	Hub Length (in)	Material Type	Load Capacity (lbs)	Axle Size (in)	Approx Weight (lbs)	Part Number (P) Prec Ball Brg (T) Taper Brg
4"	2"	7/8"	7/16"	2-7/16	(NV) Nylacron™	1000	1/2	2	NY/MC/VG-P-0420-12
5"	2"	7/8"	7/16"	2-7/16	(NV) Nylacron™	1300	1/2	3	NY/MC/VG-P-0520-12
6"	2"	7/8"	7/16"	2-7/16"	(NV) Nylacron™	1500	1/2	4	NY/MC/VG-P-0620-12
8"	2"	7/8"	7/16"	2-7/16"	(NV) Nylacron™	2000	1/2	6	NY/MC/VG-P-0820-12
8"	2-1/2"	7/8"	7/16"	2-3/4"	(NV) Nylacron™	2100	3/4	7	NY/MC/VG-P-0825-16
8"	2-1/2"	7/8"	7/16"	2-3/4"	(NV) Nylacron™	2100	3/4	7	NY/MC/VG-P-0825-16
10"	2-1/2"	7/8"	7/16"	2-3/4"	(NV) Nylacron™	2400	3/4	9	NY/MC/VG-P-1025-16
10"	2-1/2"	7/8"	7/16"	2-3/4"	(NV) Nylacron™	2400	3/4	9	NY/MC/VG-P-1025-12
8"	3"	1-3/8"	11/16"	3-1/2"	(NV) Nylacron™	2200	3/4	9	NY/MC/VG-P-0830-16
8"	3"	1-3/8"	11/16"	3-1/2"	(NV) Nylacron™	2200	3/4	9	NY/MC/VG-P-0830-16
10"	3"	1-3/8"	11/16"	3-1/2"	(NV) Nylacron™	2600	3/4	11	NY/MC/VG-P-1030-16
10"	3"	1-3/8"	11/16"	3-1/2"	(NV) Nylacron™	2600	3/4	11	NY/MC/VG-P-1030-12



**NYLACRON WHEELS CAN BE MADE TO ANY STEEL OR CAST IRON STANDARD
SEE FLANGED STEEL WHEEL SECTION FOR DIMENSIONS**

WHEEL	MPH**	MPH CORRECTION FACTOR	LOAD RATING
4 X 2	0.38 *	1.00	2400
	2.00	0.82	1968
	4.00	0.63	1512
5 X 2	0.42 *	1.00	3000
	2.00	0.71	2130
	4.00	0.52	1560
6 X 2	0.61 *	1.00	3320
	2.00	0.68	2258
	4.00	0.54	1793
8 X 2	0.79*	1.00	3320
	2.00	0.75	2490
	4.00	0.64	2125
8 X 2.5	0.79*	1.00	6000
	2.00	0.89	5340
	4.00	0.76	4560
10 X 2.5	0.98*	1.00	7140
	2.00	0.82	5855
	4.00	0.65	4641
6 X 3	0.61*	1.00	5400
	2.00	1.00	5400
	4.00	1.00	5400
8 X 3	0.79*	1.00	7200
	2.00	1.00	7200
	4.00	1.00	7200
10 X 3	0.98*	1.00	9000
	2.00	1.00	9000
	4.00	1.00	9000

* MPH @ 33-1/3 RPM

** All speeds in chart are under 500 RPM

MPH = RPM x Wheel Circumference (FT) x 60 Min/Hour x Mile / 5280

EXAMPLE:

Find MPH for 4 X 2 wheel going 33.33 RPM:

MPH = 33.33 REV/MIN x 1.04 FT/REV x 60 Min/Hour x Mile / 5280 FT = .38 MPH

Applications

Food, Bakeries, Dairies, Fisheries, Meat Processing, Pharmaceutical, Automotive, Aerospace, Turning Platforms, Amusement Rides, Towlines

The following chemicals are considered compatible with Nylacron wheels. This is a general guide only, since there are many other chemicals compatible with these wheels. Field testing is recommended to confirm these recommendations.

Call Acorn (Toll Free) for any specific Chemical Resistance Data

Acetic acid	Ethyl alcohol	Petrol
Acetone	Ether	Petroleum
Amyl acetate	Fish glue	Sea water
Ammonia	Freon	Silicone oil/grease
Ammonia chloride	Gasoline	Sodium chloride solutions
Ammonia sulfate	Glycerine	Soy Bean oil
Beer	Glycol	Tolulene
Benzene	hexane	Toluol
Boric acid	Hydrogen sulfide	Trichloroehylene
Butyric acid	Hydrochloric acid	Turpentine
Butane	Isopropyl alcohol	Urea
Calcium chloride solutions	Jet fuels	Vaseline
Carbon dioxide	Linseed oil	Vegetable oils
Carbon disulphide	Lubricating oils	Vinyl chloride
Carbon monoxide	Lye	Water
Carbon tetrachloride	Mercury	Wax molten
Citric acid solutions	Methyl chloride	White spirit
Copper sulphate solutions	Methyl ethyl ketone	Wines & spirits
Diesel oil	Milk	Xylene
Edible oils	Mineral oil	Zinc chloride solutions
Esters	Motor oil	
Ethanol	Olive oil	

Nylacron™ (Nylamid®)

Name		DIN 7728 ⁽¹⁰⁾ (abbreviated)	Material	Condition of Sample	Mechanical Properties																		
Nylamid 320	PA 6 G	PA 6 G	Cast Polyamide, hard	dry normal	Density	1	2	3	4	5	6	7	8	9	10	11	12	13	14	15	16	17	
Nylamid 324/327	PA 6 G + MoS ₂ + H	PA 6 G + MoS ₂ -filled heat stabilized	Cast Polyamide, hard, MoS ₂ -filled heat stabilized	dry normal	Tensile Strength	100 80	<15	3700 2800	3800 3000	150 70	no break	>2.5 >12	175 150	>12 >6	>18 >10	120	210	0.04... 0.08	0.35	0.10			
Nylamid 1200	PA 12 G	PA 12 G	Cast Polyamide, Type 12	dry	Tearing Strength	60	<20	2000	2000	90	no break	>10	100			190							
				Method of Testing	ISO-DIS 527	ISO-DIS 527	ISO-DIS 527	DIN 53457	DIN 53457	DIN 53452	DIN 53453	DIN 180-1A	ISO 2039 partially	DIN 53444	DIN 53444	ISO R 75	ISO R 75	ISO R 75	ISO R 75	ISO R 75	ISO R 75	ISO R 75	ISO 604



• 520 Hertzog Boulevard • King of Prussia, PA 19406 •
 • Phone: 800-523-5474 • Fax: 800-782-6780 •
 • e-mail: acorn@acornindprod.com •
 • web: http://www.acornindprod.com •

1) tested with V-notch
 2) Against hardened Steel 2162 Rough Depth Rvst=2µm;
 Surface pressure p=0.05 N/mm²; v=0.6 m/s; t=40° C at running height
 3) measured with swinging hammer 0.1 DIN 51222
 4) Hc30
 5) Practice values short term - several hours; long term - months to years
 6) Stress leading to 1 - 2% stretching after 1000h
 7) appr. at 20 - 100°C
 8) ISO 180-1 valid for the materials of the lines 3-13;
 all other materials acc. to DIN 43553
 9) DIN 53473 valid for the materials of the lines 1-18; all other materials
 acc. to DIN 53472
 10) G, H, Oil, MoS₂, RIM, 7735 and 7708 are not abbreviations acc.to DIN 7728
 11) acc. to EN 64
 12) acc. to EN 63
 13) at 1 kHz

All information is based on our latest knowledge and experience. It is intended to provide information about our products and possible applications. It is not intended to guarantee specific product properties or applications. Any patents are to be taken into consideration.

Nylacron™ (Nylamid®)

Name	Electric Properties						Thermal Properties								Mechanical Properties		Application
	Dialectric Figure	Dialectric Loss	Dialectric Strength	Penetration Resistance	Surface Resistance	Crepage/leakage Resistance	Melting point	Thermal Conductivity	Specific Heat	Coefficient of Linear Expansion (7)	Thermal Expansion per 10°C	Safe Temperature Range short periods (5)	Safe Temperature Range, permanent (5)	Moisture Absorption under normal air condition (9)	Absorption when immersed in water at 20°C		
Nylamid 320	3.7	0.03	50 20	10 ¹⁵ 10 ¹²	10 ¹² 10 ¹⁰	KA3c KA3b	220	0.25	1.67	70-80	0.1	-40 120	2.2	7	Heavy-Duty Wheels		
Nylamid 324/327	3.7	0.03	50 20	10 ¹⁵ 10 ¹²	10 ¹² 10 ¹⁰	KA3c KA3b	220	.25	1.67	70-80	0.1	-40 120	2.2	7	Heavy-Duty Wheels, running speed up to 3 m/sec.		
Nylamid 1200	3.5	0.04	35	10 ¹⁴	10 ¹²	KA3b	190	0.25	2.5	80-100	150	-40 120	0.9	1.4	sprockets, chain-wheels, pulleys, wheels, slide and seal rings, curve disks, etc.		
Method of Testing	DIN 53483	DIN 53483	DIN 53481	DIN 53482	DIN 53482	DIN 53480	ISO R 1218	DIN 52612		DIN 53752			DIN 53472	ISO R 62			

1) tested with V-notch
 2) Against hardened Steel 2162 Rough Depth Rvst=2µm;
 Surface pressure p=0.05 N/mm², v=0.6 m/s, t=40° C at running height
 3) measured with swinging hammer 0.1 DIN 51222
 4) Hc30
 5) Practice values short term - several hours, long term - months to years

6) Stress leading to 1 - 2% stretching after 1000h
 7) appr. at 20 - 100°C
 8) ISO 180-1 valid for the materials of the lines 3-13;
 all other materials acc. to DIN 43553
 9) DIN 53473 valid for the materials of the lines 1-18; all other materials acc. to DIN 53472

10) G, H, Oil, MoS2, RIM, 7735 and 7708 are not abbreviations acc. to DIN 7728
 11) acc. to EN 64
 12) acc. to EN 63
 13) at 1 kHz

All information is based on our latest knowledge and experience. It is intended to provide information about our products and possible applications. It is not intended to guarantee specific product properties or applications. Any patents are to be taken into consideration.

SE Solid Elastomer Wheels have a cast blend of elastomers and other constituents to produce a better wheel than similar injected molded Solid Elastomer Wheels. They are machined straight sided and provided with Dual Sealed 6204 bearings for higher load capacities and better rollability. They are superior in performance than conventional urethane, hard rubber and phenolic wheels. They are excellent in wet environments, but do not have the load capacities of NYLACRON.

FEATURES

- **Ergonomic:** extraordinarily easy to push. No more back aches. Less power to tow. Excellent in tow line applications.
- **Shock Absorbing and Extremely Quiet:** wheel dampens shock and vibration thus reducing noise.
- **Straight Sided:** maximum strength shock loads.
- **High Loads:** Increased Core thickness supports greater weight and allows better utilization of caster rigs.
- **Higher Resilience:** wheel returns to original shape without deforming when deflected by loads or rapidly applied stresses.
- **High Caster Ratings:** much higher wheel ratings than injection molded style Solid Elastomer wheels.
- **Floor Protective:** material does not damage floors and is non-marking.
- **Longer Life:** Shows minimal wear in extended use. Resists abrasion, water and many hazardous chemicals. Ideal for stainless steel rig applications.
- **Lower Maintenance:** sealed precision bearings and minimal wheel wear greatly reduces in-plant maintenance requirements. Available with sealed Stainless Steel Precision Ball bearings
- **Hardness:** 55 +/- 1 Shore D
- **Temperature range:** - 40 to +230 ° F
- **Chemical Resistance:** resistant to wide range of
- **Sealed Precision Ball Bearings** with end caps and center piece to fit in rig hub lengths. 2-1/2", 3" or other. Available with sealed Stainless Steel Precision Ball bearings, end caps and center piece.

OPTIONS

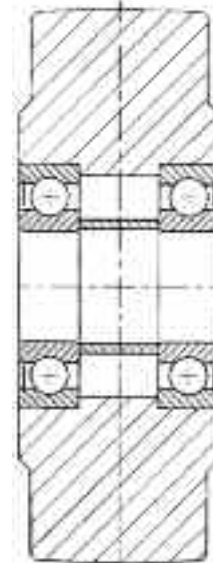
- **Green or Yellow** Anti static wheels, change SE to SE/AS/GR (Green) or SE/AS/YE (Yellow)

APPLICATIONS

Food, Bakeries, Dairies, Fisheries, Meat Processing, Pharmaceutical



(SE) Solid Elastomer Wheel
with pre-loaded sealed precision ball bearings



Solid Elastomer Wheel (SE) Cross Section
with pre-loaded sealed precision ball bearings
and center piece

**END CAPS PROVIDED WITH EACH WHEEL
TO FIT IN RIG WIDTH AND SIZE OF THE AXLE**

Wheel Dia. (in.)	Tread Width (in.)	Load Capacity (lbs.) **	Hub Length (in.)	Axle Dia (in.)	Bearing ID (in.)	Approx. Weight (lbs)	Part Number*
3	1-1/4	325	1-1/2	3/8	3/8	1	SE-P-0312-08
3-1/2	1-1/4	325	1-1/2	3/8	3/8	1-1/2	SE-P-3512-08
4	1-1/4	600	1-1/2	3/8	3/8	2	SE-P-0412-08
5	1-1/4	700	1-1/2	3/8	3/8	2-1/2	SE-P-0512-08
3	2	900	2-3/16	1-3/16	1/2	2	SE-P-0420-12
4	2	1000	2-3/16	1-3/16	1/2	3	SE-P-0420-10
5	2	1000	2-3/16	1-3/16	1/2	4	SE-P-0520-12
6	2	1200	2-3/16	1-3/16	1/2	5	SE-P-0620-10
8	2	1500	2-3/16	1-3/16	1/2	6	SE-P-0820-12
5	2-1/2	1350	3-1/4	1-15/16	3/4	5	SE-P-0525-12
6	2-1/2	1500	3-1/4	1-15/16	3/4	6	SE-P-0625-12
8	2-1/2	1650	3-1/4	1-15/16	3/4	7	SE-P-0825-12
10	2-1/2	1800	3-1/4	1-15/16	3/4	8	SE-P-1025-12
12	2-1/2	2000	3-1/4	1-15/16	3/4	9	SE-P-1225-12

*P = PRECISION BALL BEARINGS WITH END CAPS (AVAILABLE WITH STAINLESS STEEL PRECISION BEARINGS AND STAINLESS STEEL END CAPS)

** = MANUAL LOAD RATINGS

CHEMICAL RESISTANCE GUIDE

This table lists a broad range of fluids and chemicals which are considered compatible with SE/SS wheel. Ratings are at 72° F unless specified otherwise. Concentrations of aqueous solutions are saturated, except where noted. Note especially that this data is based on laboratory tests and may vary in practice. Field testing is recommended to confirm these recommendations. Only those chemicals that have little or no effect on the SE wheel are listed here. Other fluids may have a very minor or major effect. For information on the compatibility of other fluids, contact engineering.

Acetic acid 20%	n-Hexane	Methyl alcohol
Acetic acid 30%	Hydrogen	Methyl ethyl ketone
Acetic acid, glacial	Hydrogen sulfide	Mineral oil
Acetylene	Iso-Octane	Naphtha
Ammonium chloride solutions	Calcium chloride solutions	Oleic acid
Ammonium sulfate solutions	Calcium hypochlorite, 5%	Palmitic acid
Amyl acetate	Carbon dioxide	Potassium hydroxide, dil. solutions
ASTM oil 1 (300°F)	Carbon monoxide	Pydraul 312C
ASTM oil 3 (300°F)	Citric acid solutions	SAE #10 oil
ASTM reference fuel A (158°F)	Copper chloride solutions	Sea water
ASTM reference fuel B (158°F)	Copper sulfate solutions	Silicone grease
ASTM reference fuel C	Cyclohexane	SKYDROL 500
Beer	Dibutyl phthalate	Soap solutions
Borax solutions	Diethyl sebacate	Sodium chloride solutions
Boric acid solutions	Diethyl phthalate	Sodium hydroxide, 20%
Butane	Ethyl alcohol	Sodium hypochlorite, 5%
FREON*-11	Ethylene glycol	Sulfuric acid, up to 5%
FREON-12	Ethylene oxide	Tannic acid, 10%
FREON-113	Isopropyl alcohol	Trisodium phosphate solutions
FREON-113 (130°F)	JP-4 (100°F)	Water (158°F)
FREON-114	Lubricating oils	Xylene
Gasoline	Mercury	Zinc chloride solutions
Glue		
Glycerin		

PLASTICS

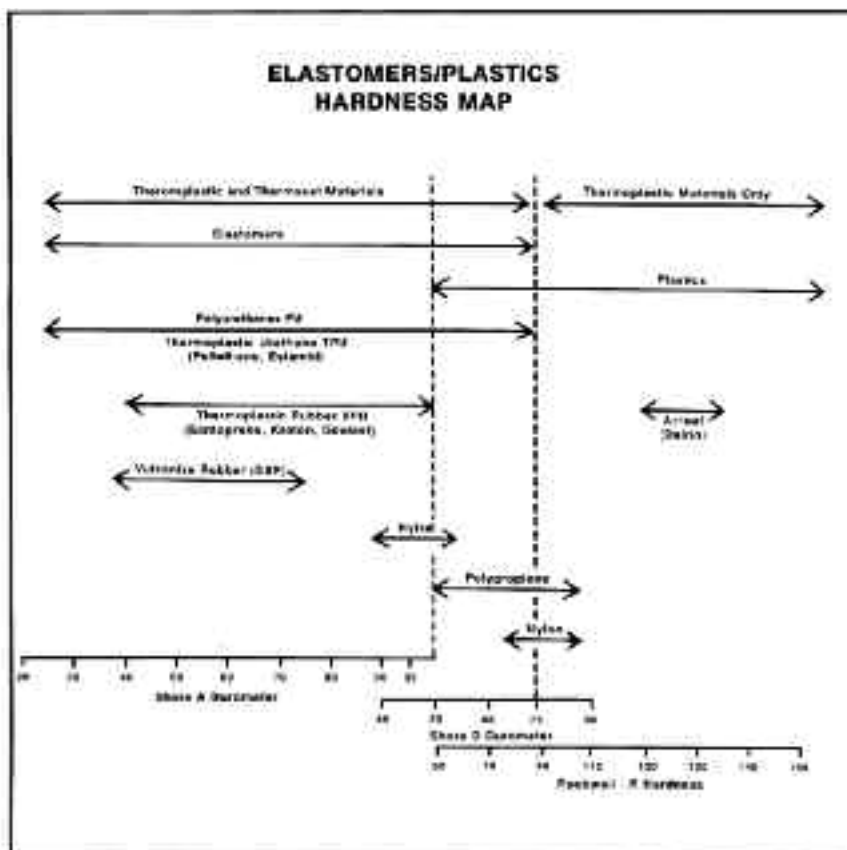
The world of elastomers and plastics has become a very interesting topic with new terms appearing every day. The information in this article is intended to assist in the development of a common language and understanding associated with this topic. Although this information is elementary, we believe you will find it to be useful. In addition, this material will serve as the beginning of a series of articles in this topic area.

In order to build a foundation, we will cover some important terms. **Elastomers** are highly stretchable materials, like rubber. **Plastics**, on the other hand, tend to be more rigid in construction. There is an overlap area related to the hardness characteristic of these materials. The accompanying chart displays the hardness ranges of these general categories, some more specific categories and some brand names encountered from time to time. The hardness overlap area between elastomers and plastics is in the 55 to 75 Shore D durometer range.

Thermoplastic materials tend to be composed of one element. These materials can be heated and reshaped a number of times.

Thermoset materials, on the other hand, usually involve a combination of components. When these components are mixed, heat is usually generated by the chemical reaction. After the combined materials are shaped, they cannot be reshaped.

Urethanes are elastomers which are available in both thermoset and thermoplastic materials. The term TPU refers to a thermoplastic urethane. There are many brand names in the urethane family, e.g. pellethane, estamid, etc. The term PU refers to a thermosetting polyurethane.



Vulcanized rubber is a thermosetting material as well as a SBR (styrenebutadiene rubber). TPR is a thermoplastic material involving many brand names, e.g. Santoprene, Kraton, Geolast, etc.

Hytrel is a thermoplastic material which, like urethane, is an elastomer. Hytrel is at the harder end of the range of hardness available with elastomers.

Polypropylene is a thermoplastic material which possesses characteristics of both elastomers and plastics. **Nylon** is a thermoplastic material which has primarily the properties of plastics.

The accompanying chart should help you keep the hardness properties of these materials in focus.

EXTREME SOLID ELASTOMER - EX/SE

Capacity Up to 1000 lbs.



Features

Heavy duty version of XI wheel.

- **Hardness:** 75 Shore D
- **Wheel Face:** Moderate crown
- **Finish:** XI Green
- **Temperature Range:** up to +200°F
- **For customization & special application options, please consult Acorn™.**

Dia. (in.)	Width (in.)	Cap. (lbs.)	Hub Length (in.)	Bore (in.)	Brg ID (in.)	Wt. (lbs.)	Part Number*
4	2	1000	2-3/16	1-3/16	3/4	1-1/2	EX/SE-00-0420-12
4	2	1000	2-3/16	1-3/16	3/4	1-1/2	EX/SE-R-0420-12
4	2	1000	2-7/16	-	1/2	1	EX/SE-P-0420-08
5	2	1000	2-3/16	1-3/16	3/4	1-1/2	EX/SE-00-0520-12
5	2	1000	2-3/16	1-3/16	3/4	1-1/2	EX/SE-R-0520-12
5	2	1000	2-7/16	-	1/2	1-1/2	EX/SE-P-0520-08
6	2	1000	2-3/16	1-3/16	3/4	1-3/4	EX/SE-00-0620-12
6	2	1000	2-3/16	1-3/16	3/4	1-3/4	EX/SE-R-0620-12
6	2	1000	2-7/16	-	1/2	1-3/4	EX/SE-P-0620-08
8	2	1000	2-3/16	1-3/16	3/4	4	EX/SE-00-0820-12
8	2	1000	2-3/16	1-3/16	3/4	4	EX/SE-R-0820-12
8	2	1000	2-7/16	-	1/2	4	EX/SE-P-0820-08

*Available with Stainless Steel bearings.

*00 = Bore size only with no Bering; P = Precision Ball Bearing; R = Roller Bearing

Designed specifically for high capacity manual applications involving chemicals, solvents or water. X-tremely low rolling resistance provides the ergonomic qualities you demand. One-piece construction affords freedom from tread separation with an exceptionally long life. Non-marking, floor protective tread.

EXTREME PLUS SOLID ELASTOMER - EXP/SE

Capacity Up to 2500 lbs.



Features

- **Hardness:** 60 Shore D
- Premium Polyurethane
- Excellent for towing applications
- **Wheel Face:** Moderate crown
- **Finish:** XP Gray
- **Temperature Range:** up to +250°F
- **For customization & special application options, please consult Acorn™.**

Dia. (in.)	Width (in.)	Capacity (lbs.)	Hub Length (in.)	Bore (in.)	Bearing ID (in.)	Wt. (lbs.)	Part Number*
4	2	1400	2-3/16	1-3/16	3/4	1	EXP/SE-00-0420-08
4	2	1400	2-3/16	1-3/16	3/4	1	EXP/SE-R-0420-08
4	2	1400	2-7/16	1-9/16	1/2	1	EXP/SE-P-0420-08
5	2	1200	2-3/16	1-3/16	3/4	1-1/2	EXP/SE-00-0520-08
5	2	1200	2-3/16	1-3/16	3/4	1-1/2	EXP/SE-R-0520-08
5	2	1200	2-7/16	1-9/16	1/2	1-1/2	EXP/SE-P-0520-08
6	2	1400	2-3/16	1-3/16	3/4	1-3/4	EXP/SE-00-0620-08
6	2	1400	2-3/16	1-3/16	3/4	1-3/4	EXP/SE-R-0620-08
6	2	1700	2-7/16	1-9/16	1/2	1-3/4	EXP/SE-P-0620-08
6	3	1700	3-1/2	2-7/16	3/4	5	EXP/SE-P-0630-12
8	2	1200	2-3/16	1-3/16	3/4	4	EXP/SE-00-0820-08
8	2	1200	2-3/16	1-3/16	3/4	4	EXP/SE-R-0820-08
8	2	1200	2-7/16	1-9/16	1/2	4	EXP/SE-P-0820-08
8	2-1/2	2000	3-1/2	2-7/16	3/4	5	EXP/SE-P-0825-16
8	3	2000	3-1/2	2-7/16	3/4	6	EXP/SE-P-0830-16
10	2-1/2	2500	3-1/2	2-7/16	3/4	7	EXP/SE-P-1025-16
10	3	2500	3-1/2	2-7/16	3/4	8	EXP/SE-P-1030-16

*Available with Stainless Steel bearings.

*00 = Bore size only with no Bering; P = Precision Ball Bearing; R = Roller Bearing

NYLON / GLASS-FILLED NN/GF

Capacity Up to 7200 lbs.



Features

- **Wheel face:** Slight crown
- **Finish:** Black
- **Temperature Range:** -40° to +250°F
- **Hardness:** 85 Shore D ±5
- **Won't absorb moisture!**

Wheel Options

- **Note:** Select bearings featured are recommended for standard applications. For special applications or alternate bearings consult Acorn™.

Dia. (in.)	Width (in.)	Capacity (lbs.)	Hub Length (in.)	Bore (in.)	Bearing (in.)	Wt. (lbs.)	Part Number*
3-1/4	2	700	2-3/16	1-3/16	1/2	1	NN/GF-P-3220-08
4	2	800	2-3/16	1-3/16	1/2	1	NN/GF-P-0420-08
5	2	1000	2-3/16	1-3/16	1/2	1	NN/GF-P-0520-08
6	2	1200	2-3/16	1-3/16	1/2	1-1/8	NN/GF-P-0620-08
8	2	1400	2-3/16	1-3/16	1/2	1-3/8	NN/GF-P-0820-08
10	2-1/2	1500	2-3/4	1-3/16	1/2	1-1/2	NN/GF-P-1025-08

*Available with Stainless Steel bearings

*R = Roller bearing, P = Precision Ball bearing, T = Tapered Roller Bearing

NYLON / GLASS-FILLED / NOISE REDUCTION NN/GF/NR

Capacity Up to 1500 lbs.



Similar to Maxim NG wheels, but with the added benefit of two rubber treads on the wheel edges to reduce noise and improve traction even under heavy loads. Not recommended for towing applications above 3mph. Temperature range is -40 degrees to +180 degrees Fahrenheit.

Dia. (in.)	Width (in.)	Capacity (lbs.)	Hub Length (in.)	Bore (in.)	Bearing (in.)	Wt. (lbs.)	Part Number*
3-1/4	2	700	2-3/16	1-3/16	1/2	1	NN/GF/NR-P-3220-08
4	2	800	2-3/16	1-3/16	1/2	1	NN/GF/NR-P-0420-08
5	2	1000	2-3/16	1-3/16	1/2	1	NN/GF/NR-P-0520-08
6	2	1200	2-3/16	1-3/16	1/2	1-1/8	NN/GF/NR-P-0620-08
8	2	1400	2-3/16	1-3/16	1/2	1-3/8	NN/GF/NR-P-0820-08
10	2-1/2	1500	2-3/4	1-3/16	1/2	1-1/2	NN/GF/NR-P-1025-08

*Available with Stainless Steel bearings.

*R = Roller bearing, P = Precision Ball bearing, T = Tapered Roller Bearing

NYLON / GLASS-FILLED / HIGH-TEMP HEATEATER - HE

Capacity Up to 7200 lbs.



Features

- **Wheel face:** Moderate crown
- **Finish:** Black
- **Temperature Range:** Up to 550°F, 475°F intermittent consult Acorn™
- **Hardness:** 85 Shore D ±5
- For stainless steel roller bearing specify **ZB03**

Wheel Options

• **Note:**

Select bearings featured are recommended for standard applications.

For special applications or alternate bearings please consult Acorn™ .

For customization & special application options, please consult Acorn™

Dia. (in.)	Width (in.)	Capacity (lbs.)	Hub Length (in.)	Bore (in.)	Bearing (in.)	Wt. (lbs.)	Part Number P=Prec. Brg
3	1-3/8	600	1-1/2	1/2	1/2	1/2	HE-P-0313-08
3-1/2	1-3/8	700	1-1/2	1/2	1/2	3/8	HE-P-3513-08
4	1-3/8	700	1-1/2	1/2	1/2	1/2	HE-P-0413-08
4	1-1/2	700	1-5/8	1-3/16	3/4	3/4	HE-P-0415-08
4	2	800	2-3/16	1-3/16	3/4	1	HE-P-0420-08
5	1-3/8	800	1-1/2	1/2	1/2	1	HE-P-0513-08
5	1-1/2	800	1-5/8	1-3/16	3/4	1	HE-P-0515-08
5	2	1000	2-3/16	1-3/16	3/4	1-1/2	HE-P-0520-08
6	1-1/2	800	1-5/8	1-3/16	3/4	1-1/4	HE-P-0615-08
6	2	1200	2-3/16	1-3/16	3/4	1-1/2	HE-P-0620-08
8	1-1/2	1200	1-5/8	1-3/16	3/4	1-1/2	HE-P-0815-08
8	2	1400	2-3/16	1-3/16	3/4	1-1/2	HE-P-0820-08

*Available with Stainless Steel bearings.

Ideal for speciality applications, these wheels can withstand intermittent temperatures up to 550 degrees Fahrenheit. Nylon Glass-filled wheels won't chip, absorb water, or breakdown in caustic environments.

SOLID POLYETHER POLYURETHANE KRYPTONIC™ - KR, KR/HT, KR/ULHT*

An excellent problem solver to prevent tire separation in washdown environments where food, dirt and / or other particles can create unsanitary and unsatisfactory conditions and steam cleaning and cleanliness is a must. Meets FDA requirements and stands up to refrigeration and steam cleaning.

KR/HT = Kryptonite High Temp (Gray Wheels)

FEATURES

- **Capacity:** Polyether Polyurethane has excellent carrying capacity - loads to 1500 lbs.
- **Noise Level:** Crown shape affords an easy-rolling, quiet operation. Quieter than phenolics, polyolefin, nylon and other polyurethanes.
- **Floor Protective:** Non-marking tread with no separation problems.
- **Resiliency:** The Polyether Polyurethane tread cushions the load and rolls over obstructions easier. Rebounds up to 80% compared to 35% for typical polyester polyurethane. No flat spotting under suggested load and temperature conditions.
- **Abrasion Resistance:** Greater service life and resistance to chunking, cutting and abrasive wear. Tests indicate that 10 months on rough concrete will wear less than 0.050" compared to 1.0" for macerated canvas phenolic.
- **Chemical resistance:** Polyether Polyurethane is completely washable (Steam Cleanable) and resistant to most chemicals. Suitable for use in all environments with the exception of continuous exposure to strong acids, strong bases, aromatic hydrocarbons, chlorinated solvents.
- **Concentrated Load:** 4000 lbs applied on the running surface with a 1" dia. indenter to simulate a round obstacle on a work floor produced no permanent deformation.

For Wet Applications:

Stainless steel sealed precision bearings are recommended along with stainless steel rigs.

- Solid one-piece design
- Unbreakable & Steam Cleanable
- Ratings to 800 lbs.



(KR) Blue Kryptonite™
Wheel w/ Precision
Ball Bearing



(KR/HT) Gray Kryptonite™
Wheel w/ Precision
Ball Bearing



(KR/ULHT) Black Kryptonite™
Wheel w/ Precision
Ball Bearing

Dia. (in.)	Width (in.)	Capacity (lbs.)	Hub Length (in.)	Bearing ID (in.)	Wt. (lbs.)	Part Number*
3	1-1/4	300	1-9/16	1/2	1	KR-P-0312-08
4	1-1/4	300	1-9/16	1/2	1-1/2	KR-P-0412-08
5	1-1/4	300	1-9/16	1/2	2	KR-P-0512-08
4	2	500	2-7/16	1/2	2	KR-P-0420-08
5	2	600	2-7/16	1/2	2-1/2	KR-P-0520-08
6	2	700	2-7/16	1/2	3	KR-P-0620-08
8	2	800	2-7/16	1/2	4	KR-P-0820-08

*P= Precision Ball Bearing (Available in Stainless Steel)

*R= Roller Bearing (Available in Stainless Steel)

For Kryptonite™ High Temp, change "KR" to "KR/HT" in the part number.

For Kryptonite™ Ultra High Temp, change "KR" to "KR/UL/HT" in the part number.

END CAPS ARE PROVIDED WITH EACH WHEEL TO FIT AXLE SIZE.

(KR) (BLUE) KRYPTONIC™ WHEEL

- **Average Hardness:** 58 SHORE D Durometer
- **Tensile Strength:** 4000 psi
- **Temperature Range:** Up to 250 ° F (1/2 hour)
- **Tread Coloration:** (KR) Blue Wheels

(KR/HT) HIGH TEMP (GRAY) KRYPTONIC™ WHEEL

- **Average Hardness:** 60 SHORE D Durometer
- **Tensile Strength:** 4145 psi
- **Temperature Range:** Up to 250 ° F (5-6 hours)
- **Tread Coloration:** (KR/HT) Gray Wheels

(KR/ULHT) ULTRA HIGH TEMP (BLACK) KRYPTONIC™ WHEEL

- **Average Hardness:** 60 SHORE D Durometer
- **Tensile Strength:** 4600 psi
- **Temperature Range:** Up to 270 ° F (5-6 hours)
- **Tread Coloration:** (KR/UL/HT) Black Wheels

Applications

Canneries, Cheese Factories, Meat Packing Plants, Food Processing, Slaughter Houses, Fish Plants, Laboratory Research

Wheels are molded of heavy macerated or chopped canvas, impregnated with phenolic resin and accurately formed in close fitting molds under high pressure and temperature. **Acorn™ has Nylacron™ a wheel with precision bearings (standard or stainless steel) to replace any Phenolic or Texite wheel.**

FEATURES:

FLOOR PROTECTIVE: Non-marking.

EXCELLENT LOAD CARRYING Characteristics.

HIGHLY SHOCK RESISTANT.

RESISTANT: to water, grease, oil, animal fats, most acids and alkali solutions.

USABLE TEMPERATURE RANGE: Continuous operating temperatures from -65 deg. F. to +250 deg. F. and intermittent duty to 300 deg. F. See special purpose Texite wheels for temperatures exceeding these limits.

SEALS: All wheels that have 1-3/16" bore and either a 1-5/8" or 2-3/16" hub length equipped with 3/4" straight roller bearings have as a standard feature nylon seal retaining/thrust washers which add 3/16" to hub length and are supplied with 1/2" I.D. hardened spanner bushing.

OPTIONAL FEATURES AVAILABLE:

Most sizes of straight roller or tapered roller bearings can be furnished with seals. Material can be machined to custom configurations for your special application.

LUBRICATION

All wheels with 1-5/8" and 2-3/16" hub length are nominally lubricated through hollow axle. These wheels can be fitted with zerk fittings where specified. The following wheels must be lubricated through hollow axle or be supplied with prelubricated sealed bearings:

All 3", 3-1/4", 3-1/2", 4", 5" x (1-1/4" and 1-1/2"), 6" x 5", 8" x 6", 10" x 6", 12" x 4", as well as TH wheels.



TM-06501-16



TM-12501-16



SPECIAL PURPOSE TEXITE WHEELS

Straight Sided - Heavier Dub (Prefix TH) These wheels are molded with standard compound.

Laminated Tread Wheels (Prefix TL) These wheels have continuously wound tread with macerated center. Highly resistant to chipping or fraying. Resistance to shock or impact is approximately 35% greater than macerated tread wheels.

Sanitary Texite (Prefix TS) For wheels meeting the food industry sanitation code.

Heat Resistant (Prefix TR) Continuous operation to a maximum of 475 deg. F. and intermittent to 525 deg. F. For capacity rating, consult factory with specifics of application.

When it comes to phenolic resin wheels we offer one of the widest selections for our customers. The most commonly known phenolic resin wheel is the Texite which is used in 90 percent of the phenolic applications.

Phenolic wheels are used where there is high loading, a need for floor protection and ease of movement.

The material itself is made up of cotton duck which is macerated or shredded as a filler. The canvas is then impregnated with a phenolic resin and shaped into a preform of a wheel. The preform is then inserted into a mold and subjected to high heat and pressure for a predetermined time. The wheel that is produced is complete except for a slight cleanup of the mold parting line on the tread (this is the unpolished area of the tread).


Texite wheels are 25-50 percent lighter than cast iron wheels of the same capacity. Hardness range is 90-95 Shore D, Durometer. To more easily describe the hardness, compare it to a piece of hard maple flooring.

The material is quieter than metal when used as truck wheels - a little more noisy than cushion rubber. It has considerable shock absorbing qualities because it has high impact strength. Texite can be used in wet conditions or applications where there may be mild acids, greases, oils, animal fat or blood. They are affected in various degrees by sulphuric or muriatic acid and some alkali solutions.

The wheel is considered floor protective as the thick tread section is designed to wear before the floor does. A wheel may start out to be 5 inches in diameter and after years of service could be measured at 4.5 or less. This is normal for this type of compound. The phenolic is softer than the cement, therefore it takes the wear. The old adage is "it's cheaper to replace a wheel than a floor."

Laminated Texite

When wheel wear or capacity of the standard texite is not acceptable for your application, we offer a laminated tread texite. This wheel uses the same macerated canvas, phenolic compound for the core, however the tread area is a different construction. The tread is wound with a continuous strip of canvas which has been impregnated with the phenolic resin.



This wrap of canvas allows the wheel a greater load capacity and is more resistant to fraying or chipping when operating on ordinary floors.

The laminated texite is a premium wheel in performance and price. It should outwear the standard texite 3 or 4 times.

The laminated tread can be identified as a golden wrap on the tread of the wheel. The molded canvas duck will be quite usable.

Temperature Resistant Texite

When the standard cotton duck is subjected to high heat, over 250 degrees for long periods, the cotton duck starts to break down and disintegrate. This will cause the wheel to lose its impact capabilities and fail.

In cases where heat will be present for long periods of time we suggest the "TR" wheel. This wheel uses the same phenolic resin for the wheel, however the cotton filler material is substituted for a material that will take higher heat before breaking down. The TR wheel is designated as a reddish pink in color and will take heat to 475 degrees.

The phenolic wheel is one of the most popular and inexpensive wheels in the industry today. With its popularity there have been attempts at lowering the cost even more. The three wheels that we have discussed all used the same phenolic resin compound. The expense of the wheel was determined by popularity and filler material. We have found that the standard Texite® material compound offers your customers the best product benefit/cost ratio.

Dia. in (mm)	Width in (mm)	Capacity** lb (kg)	Wheel Hub Length in (mm)	Bore or Bearing ID in (mm)	Weight lb (kg)	Part Number	Bearing Options
3 (76.2)	1-1/4 (31.8)	300 (136.4)	1-3/8 (34.9)	1-1/16 (27.0)	1/2 (0.2)	TM-03000-17	00 = Wheel ID Bore
3 (76.2)	1-1/4 (31.8)	300 (136.4)	1-3/8 (34.9)	1/2 (12.7)	1/2 (0.2)	TM-03001-08	01, 23, 31, 41, 51
3-1/4 (82.6)	1-1/2 (41.3)	600 (272.7)	1-5/8 (41.3)	1-3/16 (30.2)	3/4 (0.3)	TM-03100-19	00 = Wheel ID Bore
3-1/4 (82.6)	1-1/2 (41.3)	600 (272.7)	1-5/8 (41.3)	1/2 (12.7)	3/4 (0.3)	TM-03101-08	01, 23, 31, 41, 51
3-1/4 (82.6)	1-1/2 (41.3)	600 (272.7)	1-5/8 (41.3)	5/8 (15.9)	3/4 (0.3)	TM-03101-10	01, 23, 31, 41, 51
3-1/4 (82.6)	1-1/2 (41.3)	600 (272.7)	1-5/8 (41.3)	3/4 (19.1)	3/4 (0.3)	TM-03101-12	01, 23, 31, 41, 51
3-1/4 (82.6)	2 (50.8)	700 (318.2)	1-5/8 (41.3)	1-3/16 (30.2)	1-1/4 (0.6)	TM-03200-19	00 = Wheel ID Bore
3-1/4 (82.6)	2 (50.8)	700 (318.2)	1-5/8 (41.3)	1/2 (12.7)	1-1/4 (0.6)	TM-03201-08	01, 23, 31, 41, 51
3-1/4 (82.6)	2 (50.8)	700 (318.2)	1-3/8 (34.9)	5/8 (15.9)	1-1/4 (0.6)	TM-03201-10	01, 23, 31, 41, 51
3-1/4 (82.6)	2 (50.8)	700 (318.2)	1-3/8 (34.9)	3/4 (19.1)	1-1/4 (0.6)	TM-03201-12#	01, 23, 31, 41, 51
3-1/2 (88.9)	1-1/4 (31.8)	300 (136.4)	1-3/8 (34.9)	1-3/16 (30.2)	1/2 (0.6)	TM-03X00-17	00 = Wheel ID Bore
3-1/2 (88.9)	1-1/4 (31.8)	300 (136.4)	1-3/8 (34.9)	1/2 (12.7)	1/2 (0.6)	TM-03X01-08	01, 23, 31, 41, 51
4 (101.6)	1-1/4 (31.8)	300 (136.4)	1-3/8 (34.9)	1-3/16 (30.2)	3/4 (0.3)	TM-04000-17	00 = Wheel ID Bore
4 (101.6)	1-1/4 (31.8)	300 (136.4)	1-3/8 (34.9)	1/2 (12.7)	3/4 (0.3)	TM-04001-08	01, 23, 31, 41, 51
4 (101.6)	1-1/2 (41.3)	600 (272.7)	1-3/8 (34.9)	1-3/16 (30.2)	1 (0.5)	TM-04100-19	00 = Wheel ID Bore
4 (101.6)	1-1/2 (41.3)	600 (272.7)	1-3/8 (34.9)	1/2 (12.7)	1 (0.5)	TM-04101-08	01, 23, 31, 41, 51
4 (101.6)	1-1/2 (41.3)	600 (272.7)	1-3/8 (34.9)	5/8 (15.9)	1 (0.5)	TM-04101-10	01, 23, 31, 41, 51
4 (101.6)	1-1/2 (41.3)	600 (272.7)	1-3/8 (34.9)	3/4 (19.1)	1 (0.5)	TM-04101-12	01, 23, 31, 41, 51
4 (101.6)	2 (50.8)	800 (363.6)	2-3/16 (55.6)	1-3/16 (30.2)	1-1/2 (0.7)	TM-04200-19	00 = Wheel ID Bore
4 (101.6)	2 (50.8)	800 (363.6)	2-3/16 (55.6)	1/2 (12.7)	1-1/2 (0.7)	TM-04201-08	01, 23, 31, 41, 51
4 (101.6)	2 (50.8)	800 (363.6)	2-3/16 (55.6)	5/8 (15.9)	1-1/2 (0.7)	TM-04201-10	01, 23, 31, 41, 51
4 (101.6)	2 (50.8)	800 (363.6)	2-3/16 (55.6)	3/4 (19.1)	1-1/2 (0.7)	TM-04201-12#	01, 23, 31, 41, 51
4 (101.6)	2 (50.8)	1,000 (454.5)	2-3/16 (55.6)	1-3/16 (30.2)	1-3/4 (0.8)	TH-04200-19	00 = Wheel ID Bore
4 (101.6)	2 (50.8)	1,000 (454.5)	2-3/16 (55.6)	1/2 (12.7)	1-3/4 (0.8)	TH-04201-08	01, 23, 31, 41, 51
4 (101.6)	2 (50.8)	1,000 (454.5)	2-3/16 (55.6)	5/8 (15.9)	1-3/4 (0.8)	TH-04201-10	01, 23, 31, 41, 51
4 (101.6)	2 (50.8)	1,000 (454.5)	2-3/16 (55.6)	3/4 (19.1)	1-3/4 (0.8)	TH-04201-12#	01, 23, 31, 41, 51
5 (127.0)	1-1/4 (31.8)	300 (136.4)	1-3/8 (34.9)	1-1/16 (27.0)	1-1/4 (0.6)	TM-05100-17	00 = Wheel ID Bore
5 (127.0)	1-1/4 (31.8)	300 (136.4)	1-3/8 (34.9)	1/2 (12.7)	1-1/4 (0.6)	TM-05001-08	01, 23, 31, 41, 51
5 (127.0)	1-1/2 (41.3)	600 (272.7)	1-5/8 (41.3)	1-3/16 (30.2)	1-1/2 (0.7)	TM-05100-19	00 = Wheel ID Bore
5 (127.0)	1-1/2 (41.3)	600 (272.7)	1-5/8 (41.3)	1/2 (12.7)	1-1/2 (0.7)	TM-05101-08	01, 23, 31, 41, 51
5 (127.0)	1-1/2 (41.3)	600 (272.7)	1-5/8 (41.3)	5/8 (15.9)	1-1/2 (0.7)	TM-05101-10	01, 23, 31, 41, 51
5 (127.0)	1-1/2 (41.3)	600 (272.7)	1-5/8 (41.3)	3/4 (19.1)	1-1/2 (0.7)	TM-05101-12	01, 23, 31, 41, 51
5 (127.0)	2 (50.8)	1,000 (454.5)	2-3/16 (55.6)	1-3/16 (30.2)	1-3/4 (0.8)	TM-05200-19	00 = Wheel ID Bore
5 (127.0)	2 (50.8)	1,000 (454.5)	2-3/16 (55.6)	1/2 (12.7)	1-3/4 (0.8)	TM-05201-08	01, 23, 31, 41, 51
5 (127.0)	2 (50.8)	1,000 (454.5)	2-3/16 (55.6)	5/8 (15.9)	1-3/4 (0.8)	TM-05201-10	01, 23, 31, 41, 51
5 (127.0)	2 (50.8)	1,000 (454.5)	2-3/16 (55.6)	3/4 (19.1)	1-3/4 (0.8)	TM-05201-12	01, 23, 31, 41, 51
5 (127.0)	2 (50.8)	1,200 (545.4)	2-3/16 (55.6)	1-3/16 (30.2)	2-1/4 (1.0)	TH-05200-19	00 = Wheel ID Bore
5 (127.0)	2 (50.8)	1,200 (545.4)	2-3/16 (55.6)	1/2 (12.7)	2-1/4 (1.0)	TH-05201-08	01, 23, 31, 41, 51
5 (127.0)	2 (50.8)	1,200 (545.4)	2-3/16 (55.6)	5/8 (15.9)	2-1/4 (1.0)	TH-05201-10	01, 23, 31, 41, 51
5 (127.0)	2 (50.8)	1,200 (545.4)	2-3/16 (55.6)	3/4 (19.1)	2-1/4 (1.0)	TH-05201-12	01, 23, 31, 41, 51

**Capacity Rating is for manual operation. Rating shown is for highest rated capacity bearing.

= Wheels are c/w spanner bushing and nylon seal retaining/thrust washers.

Hub length of tapered roller bearing wheel shown is measured over spacer tubes.

Hub length of ball bearing wheels 1/4" greater than shown and capacity rating not to exceed 900#.

Dia. in (mm)	Width in (mm)	Capacity** lb (kg)	Wheel Hub Length in (mm)	Bore or Bearing ID in (mm)	Weight lb (kg)	Part Number	Bearing Options
6 (152.4)	1-1/2 (41.3)	800 (363.6)	1-5/8 (41.3)	1-3/16 (30.2)	1-1/2 (0.7)	TM-06100-19	00 = Wheel ID Bore
6 (152.4)	1-1/2 (41.3)	800 (363.6)	1-5/8 (41.3)	1/2 (12.7)	1-1/2 (0.7)	TM-06101-08	01, 23, 31, 41, 51
6 (152.4)	1-1/2 (41.3)	800 (363.6)	1-5/8 (41.3)	5/8 (15.9)	1-1/2 (0.7)	TM-06101-10	01, 23, 31, 41, 51
6 (152.4)	1-1/2 (41.3)	800 (363.6)	1-5/8 (41.3)	3/4 (19.1)	1-1/2 (0.7)	TM-06101-12	01, 23, 31, 41, 51
6 (152.4)	2 (50.8)	1,200 (545.4)	2-3/16 (55.6)	1-3/16 (30.2)	2-1/2 (1.1)	TM-06200-19	00 = Wheel ID Bore
6 (152.4)	2 (50.8)	1,200 (545.4)	2-3/16 (55.6)	1/2 (12.7)	2-1/2 (1.1)	TM-06201-08	01, 23, 31, 41, 51
6 (152.4)	2 (50.8)	1,200 (545.4)	2-3/16 (55.6)	5/8 (15.9)	2-1/2 (1.1)	TM-06201-10	01, 23, 31, 41, 51
6 (152.4)	2 (50.8)	1,200 (545.4)	2-3/16 (55.6)	3/4 (19.1)	2-1/2 (1.1)	TM-06201-12	01, 23, 31, 41, 51
6 (152.4)	2 (50.8)	1,500 (545.4)	2-3/16 (55.6)	1-3/16 (30.2)	3 (1.4)	TH-06200-19	00 = Wheel ID Bore
6 (152.4)	2 (50.8)	1,500 (545.4)	2-3/16 (55.6)	1/2 (12.7)	3 (1.4)	TH-06201-08	01, 23, 31, 41, 51
6 (152.4)	2 (50.8)	1,500 (545.4)	2-3/16 (55.6)	5/8 (15.9)	3 (1.4)	TH-06201-10	01, 23, 31, 41, 51
6 (152.4)	2 (50.8)	1,500 (545.4)	2-3/16 (55.6)	3/4 (19.1)	3 (1.4)	TH-06201-12	01, 23, 31, 41, 51
6 (152.4)	2-1/2 (63.5)	1,600 (727.2)	3-1/4 (82.6)	1-15/16 (49.2)	4-1/2 (2)	TM-06400-31	00 = Wheel ID Bore
6 (152.4)	2-1/2 (63.5)	1,600 (727.2)	3-1/4 (82.6)	1 (25.4)	4-1/2 (2)	TM-06401-16	01 = Roller Bearing
6 (152.4)	2-1/2 (63.5)	1,600 (727.2)	3-1/4 (82.6)	1-1/4 (31.8)	4-1/2 (2)	TM-06401-20	01 = Roller Bearing
6 (152.4)	2-1/2 (63.5)	1,600 (727.2)	2-3/4 (69.9)	1-15/16 (49.2)	4-1/4 (1.9)	TM-06400-31	00 = Wheel ID Bore
6 (152.4)	2-1/2 (63.5)	1,600 (727.2)	2-3/4 (69.9)	1 (25.4)	4-1/4 (1.9)	TM-06405-16	01 = Roller Bearing
6 (152.4)	2-1/2 (63.5)	1,600 (727.2)	2-3/4 (69.9)	1-3/16 (30.2)	3-1/2 (1.6)	TM-06400-31	00 = Wheel ID Bore
6 (152.4)	2-1/2 (63.5)	1,600 (727.2)	2-3/4 (69.9)	3/4 (19.1)	3-1/2 (1.6)	TM-06407-12	01 = Roller Bearing
6 (152.4)	2-1/2 (63.5)	1,600 (727.2)	3-1/2 (88.9)	1-15/16 (49.2)	4-1/4 (1.9)	TM-06400-31	00 = Wheel ID Bore
6 (152.4)	2-1/2 (63.5)	1,600 (727.2)	3-1/2 (88.9)	3/4 (19.1)	4-1/4 (1.9)	TM-06409-12	07 = Taper Bearing
6 (152.4)	3 (76.2)	2,000 (909.0)	3-1/4 (82.6)	1-15/16 (49.2)	5 (2.3)	TM-06500-31	00 = Wheel ID Bore
6 (152.4)	3 (76.2)	2,000 (909.0)	3-1/4 (82.6)	1 (25.4)	5 (2.3)	TM-06501-16	01 = Roller Bearing
6 (152.4)	3 (76.2)	2,000 (909.0)	3-1/4 (82.6)	1-1/4 (31.8)	5 (2.3)	TM-06501-20	01 = Roller Bearing
6 (152.4)	3 (76.2)	2,000 (909.0)	3-1/2 (88.9)	1-15/16 (49.2)	4-3/4 (2.2)	TM-06500-31	00 = Wheel ID Bore
6 (152.4)	3 (76.2)	2,000 (909.0)	3-1/2 (88.9)	3/4 (19.1)	4-3/4 (2.2)	TM-06509-12	09 = Taper Bearing
6 (152.4)	3 (76.2)	2,000 (909.0)	3-1/2 (88.9)	1.98 (50.3)	4-3/4 (2.2)	TM-06500-1.98	1.98 = Wheel ID Bore
6 (152.4)	3 (76.2)	2,000 (909.0)	3-1/2 (88.9)	1 (25.4)	4-3/4 (2.2)	TM-06509-16	09 = Taper Bearing
6 (152.4)	3 (76.2)	2,000 (909.0)	3-1/2 (88.9)	2.33 (59.1)	4-3/4 (2.2)	TM-06500-2.33	2.33 = Wheel ID Bore
6 (152.4)	3 (76.2)	2,000 (909.0)	3-1/2 (88.9)	1-1/4 (31.8)	4-3/4 (2.2)	TM-06509-20	09 = Taper Bearing
6 (152.4)	5 (127.0)	8,000 (3636.0)	5-1/2 (139.7)	2-7/16 (61.9)	11-1/4 (5.1)	TL-06800-39	39 = Wheel ID Bore
6 (152.4)	5 (127.0)	8,000 (3636.0)	5-1/2 (139.7)	1 (25.4)	11-1/4 (5.1)	TL-06809-16	09 = Taper Bearing
6 (152.4)	5 (127.0)	8,000 (3636.0)	5-1/2 (139.7)	1-1/4 (31.8)	11-1/4 (5.1)	TL-06809-20	09 = Taper Bearing
7 (177.8)	3 (76.2)	2,200 (999.9)	3-1/4 (82.6)	1-15/16 (49.2)	6-1/2 (3.0)	TM-07500-31	31 = Wheel ID Bore
7 (177.8)	3 (76.2)	2,200 (999.9)	3-1/4 (82.6)	1 (25.4)	6-1/2 (3.0)	TM-07501-16	01 = Roller Bearing
7 (177.8)	3 (76.2)	2,200 (999.9)	3-1/4 (82.6)	1-1/4 (31.8)	6-1/2 (3.0)	TM-07501-20	01 = Roller Bearing
7 (177.8)	3 (76.2)	2,200 (999.9)	3-1/2 (88.9)	1-15/16 (49.2)	6-1/4 (2.8)	TM-07500-31	31 = Wheel ID Bore
7 (177.8)	3 (76.2)	2,200 (999.9)	3-1/2 (88.9)	3/4 (19.1)	6-1/4 (2.8)	TM-07509-12	09 = Taper Bearing
7 (177.8)	3 (76.2)	2,200 (999.9)	3-1/2 (88.9)	1.98 (50.3)	6-1/4 (2.8)	TM-07500-1.98	1.98 = Wheel ID Bore
7 (177.8)	3 (76.2)	2,200 (999.9)	3-1/2 (88.9)	1 (25.4)	6-1/4 (2.8)	TM-07509-16	09 = Taper Bearing
7 (177.8)	3 (76.2)	2,200 (999.9)	3-1/2 (88.9)	2.33 (59.1)	6-1/4 (2.8)	TM-07500-2.33	00 = Wheel ID Bore
7 (177.8)	3 (76.2)	2,200 (999.9)	3-1/2 (88.9)	1-1/4 (31.8)	6-1/4 (2.8)	TM-07509-20	09 = Taper Bearing

**Capacity Rating is for manual operation. Rating shown is for highest rated capacity bearing.

= Wheels are c/w spanner bushing and nylon seal retaining/thrust washers.

Hub length of tapered roller bearing wheel shown is measured over spacer tubes.

Hub length of ball bearing wheels 1/4" greater than shown and capacity rating not to exceed 900#.

Dia. in (mm)	Width in (mm)	Capacity** lb (kg)	Wheel Hub Length in (mm)	Bore or Bearing ID in (mm)	Weight lb (kg)	Part Number	Bearing Options
8 (203.2)	2 (50.8)	1,400 (636.3)	2-3/16 (55.6)	1-3/16 (30.2)	4 (1.8)	TM-08200-19	19 = Wheel ID Bore
8 (203.2)	2 (50.8)	1,400 (636.3)	2-3/16 (55.6)	5/8 (15.9)	4 (1.8)	TM-08201-10	01 = Roller Bearing
8 (203.2)	2 (50.8)	1,400 (636.3)	2-3/16 (55.6)	3/4 (19.1)	4 (1.8)	TM-08201-12	01 = Roller Bearing
8 (203.2)	2-1/2 (63.5)	2,000 (909.0)	3-1/4 (82.6)	1-15/16 (49.2)	6-1/4 (2.8)	TM-08400-31	31 = Wheel ID Bore
8 (203.2)	2-1/2 (63.5)	2,000 (909.0)	3-1/4 (82.6)	1 (25.4)	6-1/4 (2.8)	TM-08401-16	01 = Roller Bearing
8 (203.2)	2-1/2 (63.5)	2,000 (909.0)	3-1/4 (82.6)	1-1/4 (31.8)	6-1/4 (2.8)	TM-08401-20	01 = Roller Bearing
8 (203.2)	2-1/2 (63.5)	1,800 (818.1)	2-3/4 (69.9)	1-15/16 (49.2)	5-3/4 (2.6)	TM-08400-31	31 = Wheel ID Bore
8 (203.2)	2-1/2 (63.5)	1,800 (818.1)	2-3/4 (69.9)	1 (24.5)	5-3/4 (2.6)	TM-08405-16	05 = Roller Bearing
8 (203.2)	2-1/2 (63.5)	1,600 (727.2)	2-3/4 (69.9)	1-3/16 (30.2)	5-1/4 (2.4)	TM-08400-19	31 = Wheel ID Bore
8 (203.2)	2-1/2 (63.5)	1,600 (727.2)	2-3/4 (69.9)	3/4 (19.1)	5-1/4 (2.4)	TM-08407-12	07 = Roller Bearing
8 (203.2)	2-1/2 (63.5)	2,000 (909.0)	3-1/2 (88.9)	1-15/16 (49.2)	6 (2.7)	TM-08400-31	31 = Wheel ID Bore
8 (203.2)	2-1/2 (63.5)	2,000 (909.0)	3-1/2 (88.9)	3/4 (19.1)	6 (2.7)	TM-08409-12	09 = Taper Bearing
8 (203.2)	2-1/2 (63.5)	2,000 (909.0)	3-1/2 (88.9)	1.98 (50.3)	6 (2.7)		
8 (203.2)	2-1/2 (63.5)	2,000 (909.0)	3-1/2 (88.9)	1 (25.4)	6 (2.7)	TM-08409-16	09 = Taper Bearing
8 (203.2)	3 (76.2)	2,500 (1136.3)	3-1/4 (82.6)	1-15/16 (49.2)	7-1/4 (3.3)	TM-08500-31	00 = Wheel ID Bore
8 (203.2)	3 (76.2)	2,500 (1136.3)	3-1/4 (82.6)	1 (25.4)	7-1/4 (3.3)	TM-08501-16	01 = Roller Bearing
8 (203.2)	3 (76.2)	2,500 (1136.3)	3-1/4 (82.6)	1-1/4 (31.8)	7-1/4 (3.3)	TM-08501-20	01 = Roller Bearing
8 (203.2)	3 (76.2)	2,500 (1136.3)	3-1/2 (88.9)	1-15/16 (49.2)	7 (3.2)	TM-08500-31	31 = Wheel ID Bore
8 (203.2)	3 (76.2)	2,500 (1136.3)	3-1/2 (88.9)	3/4 (19.1)	7 (3.2)	TM-08509-12	09 = Taper Bearing
8 (203.2)	3 (76.2)	2,500 (1136.3)	3-1/2 (88.9)	1.98 (50.3)	7 (3.2)		
8 (203.2)	3 (76.2)	2,500 (1136.3)	3-1/2 (88.9)	1 (25.4)	7 (3.2)	TM-08509-16	09 = Taper Bearing
8 (203.2)	3 (76.2)	2,500 (1136.3)	3-1/2 (88.9)	2.33 (59.1)	7 (3.2)		
8 (203.2)	3 (76.2)	2,500 (1136.3)	3-1/2 (88.9)	1-1/4 (31.8)	7 (3.2)	TM-08509-20	09 = Taper Bearing
8 (203.2)	6 (152.4)	5,000 (2272.5)	6-1/2 (165.1)	2.33 (59.1)	15-1/2 (7.0)	TM-08900-2.33	2.33 = Wheel ID Bore
8 (203.2)	6 (152.4)	5,000 (2272.5)	6-1/2 (165.1)	1-1/4 (31.8)	15-1/2 (7.0)	TM-08909-20	09 = Taper Bearing
10 (254.0)	2-1/2 (63.5)	2,500 (1136.3)	3-1/4 (82.6)	1-15/16 (49.2)	7-3/4 (3.5)	TM-10400-31	31 = Wheel ID Bore
10 (254.0)	2-1/2 (63.5)	2,500 (1136.3)	3-1/4 (82.6)	1 (25.4)	7-3/4 (3.5)	TM-10401-16	01 = Roller Bearing
10 (254.0)	2-1/2 (63.5)	2,500 (1136.3)	3-1/4 (82.6)	1-1/4 (31.8)	7-3/4 (3.5)	TM-10401-20	01 = Roller Bearing
10 (254.0)	2-1/2 (63.5)	1,800 (818.1)	2-3/4 (69.9)	1-15/16 (49.2)	7-1/2 (3.4)	TM-10400-31	31 = Wheel ID Bore
10 (254.0)	2-1/2 (63.5)	1,800 (818.1)	2-3/4 (69.9)	1 (25.4)	7-1/2 (3.4)	TM-10405-16	05 = Roller Bearing
10 (254.0)	2-1/2 (63.5)	1,600 (727.2)	2-3/4 (69.9)	1-3/16 (30.2)	7 (3.2)	TM-10400-19	19 = Wheel ID Bore
10 (254.0)	2-1/2 (63.5)	1,600 (727.2)	2-3/4 (69.9)	3/4 (19.1)	7 (3.2)	TM-10407-12	07 = Roller Bearing
10 (254.0)	3 (76.2)	2,600 (1181.7)	3-1/4 (82.6)	1-15/16 (49.2)	9-3/4 (4.4)	TM-10500-31	31 = Wheel ID Bore
10 (254.0)	3 (76.2)	2,600 (1181.7)	3-1/4 (82.6)	1 (25.4)	9-3/4 (4.4)	TM-10501-16	01 = Roller Bearing
10 (254.0)	3 (76.2)	2,600 (1181.7)	3-1/4 (82.6)	1-1/4 (31.8)	9-3/4 (4.4)	TM-10501-20	01 = Roller Bearing
10 (254.0)	3 (76.2)	2,600 (1181.7)	3-1/2 (88.9)	1-15/16 (49.2)	9-1/2 (4.3)	TM-10500-31	31 = Wheel ID Bore
10 (254.0)	3 (76.2)	2,600 (1181.7)	3-1/2 (88.9)	3/4 (19.1)	9-1/2 (4.3)	TM-10509-12	09 = Taper Bearing
10 (254.0)	3 (76.2)	2,600 (1181.7)	3-1/2 (88.9)	1.98 (50.3)	9-1/2 (4.3)	TM-10500-1.98	1.98 = Wheel ID Bore
10 (254.0)	3 (76.2)	2,600 (1181.7)	3-1/2 (88.9)	1 (25.4)	9-1/2 (4.3)	TM-10509-16	09 = Taper Bearing
10 (254.0)	3 (76.2)	2,600 (1181.7)	3-1/2 (88.9)	2.33 (59.1)	9-1/2 (4.3)	TM-10500-2.33	2.33 = Wheel ID Bore
10 (254.0)	3 (76.2)	2,600 (1181.7)	3-1/2 (88.9)	1-1/4 (31.8)	9-1/2 (4.3)	TM-10509-20	09 = Taper Bearing
10 (254.0)	6 (152.4)	5,200 (2363.4)	6-1/2 (165.1)	2.33 (59.1)	20-1/2 (9.3)	TM-10500-2.33	2.33 = Wheel ID Bore
10 (254.0)	6 (152.4)	5,200 (2363.4)	6-1/2 (165.1)	1-1/4 (31.8)	20-1/2 (9.3)	TM-10909-20	09 = Taper Bearing

**Capacity Rating is for manual operation. Rating shown is for highest rated capacity bearing.

= Wheels are c/w spanner bushing and nylon seal retaining/thrust washers.

Hub length of tapered roller bearing wheel shown is measured over spacer tubes.

Dia. in (mm)	Width in (mm)	Capacity** lb (kg)	Wheel Hub Length in (mm)	Bore or Bearing ID in (mm)	Weight lb (kg)	Part Number	Bearing Options
12 (304.8)	2-1/2 (63.5)	3,000 (1363.5)	3-1/4 (82.6)	1-15/16 (49.2)	11-3/4 (5.3)	TM-12400-31	31 = Wheel ID Bore
12 (304.8)	2-1/2 (63.5)	3,000 (1363.5)	3-1/4 (82.6)	1 (25.4)	11-3/4 (5.3)	TM-12401-16	01 = Roller Bearing
12 (304.8)	2-1/2 (63.5)	3,000 (1363.5)	3-1/4 (82.6)	1-1/4 (31.8)	11-3/4 (5.3)	TM-12401-20	01 = Roller Bearing
12 (304.8)	3 (76.2)	1,800 (818.1)	2-3/4 (69.9)	1-15/16 (49.2)	11-1/4 (5.1)	TM-12500-31	31 = Wheel ID Bore
12 (304.8)	3 (76.2)	1,800 (818.1)	2-3/4 (69.9)	1 (24.5)	11-1/4 (5.1)	TM-12505-16	01 = Roller Bearing
12 (304.8)	3 (76.2)	3,500 (1590.8)	3-1/4 (82.6)	1-15/16 (49.2)	12-3/4 (5.8)	TM-12500-31	31 = Wheel ID Bore
12 (304.8)	3 (76.2)	3,500 (1590.8)	3-1/4 (82.6)	1 (25.4)	12-3/4 (5.8)	TM-12501-16	01 = Roller Bearing
12 (304.8)	3 (76.2)	3,500 (1590.8)	3-1/4 (82.6)	1-1/4 (31.8)	12-3/4 (5.8)	TM-12501-20	01 = Roller Bearing
12 (304.8)	3 (76.2)	3,500 (1590.8)	3-1/2 (88.9)	1-15/16 (49.2)	12-1/2 (5.7)	TM-12500-31	31 = Wheel ID Bore
12 (304.8)	3 (76.2)	3,500 (1590.8)	3-1/2 (88.9)	3/4 (19.1)	12-1/2 (5.7)	TM-12509-12	09 = Taper Bearing
12 (304.8)	3 (76.2)	3,500 (1590.8)	3-1/2 (88.9)	1.98 (50.3)	12-1/2 (5.7)	TM-12509-1.98	1.98 = Wheel ID Bore
12 (304.8)	3 (76.2)	3,500 (1590.8)	3-1/2 (88.9)	1 (25.4)	12-1/2 (5.7)	TM-12509-16	09 = Taper Bearing
12 (304.8)	3 (76.2)	3,500 (1590.8)	3-1/2 (88.9)	2.33 (59.1)	12-1/2 (5.7)	TM-12509-2.33	2.33 = Wheel ID Bore
12 (304.8)	3 (76.2)	3,500 (1590.8)	3-1/2 (88.9)	1-1/4 (31.8)	12-1/2 (5.7)	TM-12509-20	09 = Taper Bearing
12 (304.8)	3-1/2 (88.9)	4,000 (1818.0)	4-1/4 (108.0)	2-7/16 (61.9)	23-1/2 (10.7)	TM-12600-39	39 = Wheel ID Bore
12 (304.8)	3-1/2 (88.9)	4,000 (1818.0)	4-1/4 (108.0)	1-1/4 (31.8)	23-1/2 (10.7)	TM-12601-20	01 = Roller Bearing
12 (304.8)	3-1/2 (88.9)	4,000 (1818.0)	4-1/4 (108.0)	1-1/2 (38.1)	23-1/2 (10.7)	TM-12601-24	01 = Roller Bearing
12 (304.8)	3-1/2 (88.9)	4,000 (1818.0)	4-1/2 (114.3)	2-7/16 (61.9)	23 (10.5)	TM-12600-39	31 = Wheel ID Bore
12 (304.8)	3-1/2 (88.9)	4,000 (1818.0)	4-1/2 (114.3)	1-1/4 (31.8)	23 (10.5)	TM-12609-20	09 = Taper Bearing
12 (304.8)	3-1/2 (88.9)	4,000 (1818.0)	4-1/2 (114.3)	1-1/2 (38.1)	23 (10.5)	TM-12609-24	09 = Taper Bearing
12 (304.8)	4 (101.6)	6,500 (2954.3)	4-1/2 (114.3)	2.33 (59.1)	26-1/4 (11.9)	TM-12709-2.33	2.33 = Wheel ID Bore
12 (304.8)	4 (101.6)	6,500 (2954.3)	4-1/2 (114.3)	1-1/4 (31.8)	26-1/4 (11.9)	TM-12709-20	09 = Taper Bearing
16 (406.4)	3 (76.2)	4,000 (1818.0)	4-1/4 (108.0)	2-7/16 (61.9)	25 (11.4)	TM-16500-39	39 = Wheel ID Bore
16 (406.4)	3 (76.2)	4,000 (1818.0)	4-1/4 (108.0)	1-1/4 (31.8)	25 (11.4)	TM-16501-20	01 = Roller Bearing
16 (406.4)	3 (76.2)	4,000 (1818.0)	4-1/4 (108.0)	1-1/2 (38.1)	25 (11.4)	TM-16501-24	01 = Roller Bearing
16 (406.4)	3 (76.2)	4,000 (1818.0)	4-1/2 (114.3)	2-7/16 (61.9)	25-3/4 (11.7)	TM-16500-39	39 = Wheel ID Bore
16 (406.4)	3 (76.2)	4,000 (1818.0)	4-1/2 (114.3)	1-1/4 (31.8)	25-3/4 (11.7)	TM-16509-20	09 = Taper Bearing
16 (406.4)	3-1/2 (88.9)	6,000 (2727.0)	4-1/4 (108.0)	2-7/16 (61.9)	30-1/2 (13.9)	TM-16600-39	39 = Wheel ID Bore
16 (406.4)	3-1/2 (88.9)	6,000 (2727.0)	4-1/4 (108.0)	1-1/4 (31.8)	30-1/2 (13.9)	TM-16601-20	01 = Roller Bearing
16 (406.4)	3-1/2 (88.9)	6,000 (2727.0)	4-1/4 (108.0)	1-1/2 (38.1)	30-1/2 (13.9)	TM-16601-24	01 = Roller Bearing
16 (406.4)	3-1/2 (88.9)	6,000 (2727.0)	4-1/2 (114.3)	2-7/16 (61.9)	30-1/4 (14.2)	TM-16600-39	39 = Wheel ID Bore
16 (406.4)	3-1/2 (88.9)	6,000 (2727.0)	4-1/2 (114.3)	1-1/4 (31.8)	30-1/4 (14.2)	TM-16609-20	09 = Taper Bearing
16 (406.4)	4 (101.6)	8,000 (3636.0)	5-1/4 (133.4)	2-7/16 (61.9)	35-3/4 (16.2)	TM-16700-39	39 = Wheel ID Bore
16 (406.4)	4 (101.6)	8,000 (3636.0)	5-1/4 (133.4)	1-1/4 (31.8)	35-3/4 (16.2)	TM-16601-20	01 = Roller Bearing
16 (406.4)	4 (101.6)	8,000 (3636.0)	5-1/4 (133.4)	1-1/2 (38.1)	35-3/4 (16.2)	TM-16601-24	01 = Roller Bearing
16 (406.4)	4 (101.6)	8,000 (3636.0)	5-1/2 (139.7)	2-7/16 (61.9)	34-1/4 (15.6)	TM-16600-39	39 = Wheel ID Bore
16 (406.4)	4 (101.6)	8,000 (3636.0)	5-1/2 (139.7)	1-1/4 (31.8)	34-1/4 (15.6)	TM-16609-20	09 = Taper Bearing
18 (457.2)	3 (76.2)	3,500 (1590.8)	3-1/4 (82.6)	1-15/16 (49.2)	23-3/4 (10.8)	TM-18500-39	39 = Wheel ID Bore
16 (406.4)	3 (76.2)	3,500 (1590.8)	3-1/4 (82.6)	1 (25.4)	23-3/4 (10.8)	TM-18501-16	01 = Roller Bearing
16 (406.4)	3 (76.2)	3,500 (1590.8)	3-1/4 (82.6)	1-1/4 (31.8)	23-3/4 (10.8)	TM-18501-20	01 = Roller Bearing

**Capacity Rating is for manual operation. Rating shown is for highest rated capacity bearing.

Hub length of tapered roller bearing wheel shown is measured over spacer tubes.



Dia. (in.)	Width (in.)	Capacity (lbs.)	Axle Dia. (in.)	Hub Length (in.)	Wt. (lbs.)	Part Number*
CATEGORY 04, 05 AND 06 WITH 1/2 IN. AXLES						
4	2	1000	1/2	2-3/16	3	TL-R-0420-08
5	2	1000	1/2	2-3/16	4	TL-R-0520-08
6	2	1100	1/2	2-3/16	5	TL-R-0620-08
7	2	1200	1/2	2-3/16	6	TL-R-0720-08
CATEGORY 07 AND 08 WITH 3/4 IN. AXLES						
6	3	1350	3/4	2-3/4	5	TL-R-0630-12
8	3	1500	3/4	2-3/4	6	TL-R-0830-12
10	3	1650	3/4	2-3/4	7	TL-R-1030-12
12	3	1800	3/4	2-3/4	8	TL-R-1230-12

* P = Precision Brg., R= Roller Brg., D= Delrin Brg., T=Tapered Brg., PL = Plain Brg.

Other sizes available 3 in. - 16 in. diameter.

Laminated Texite Wheels have continuously wound laminations on the tread and standard macerated phenolics in the core. It wears much better than the standard phenolic compound.

The wrap of canvas allows the wheel a greater load capacity and is more resistant to fraying or chipping when operating on ordinary floors. Resistance to shock is approximately 35% greater than macerated TL Texite wheels.

Laminated Texite (TL) is a premium wheel in performance and value as it outlasts macerated phenolics - TM Texite 3 or 4 times.

While the wheel has high load capacity it is still floor protective.

Temperature Range: to +260 ° F.

Chemical Resistance: Good around most chemicals.



High Temperature Phenolic Wheels (TR)

use the same resin as the standard Texite Wheel, but the filler material is substituted with a material that will take higher heat before breaking down.

The material is a reddish brown.

Temperature range - will take heat continuous to + 475 ° F.

(Intermittent to + 525 ° F)

Wheels are available with:

- Stainless Steel Spanner Bushings
- Stainless Steel Roller Bearings
- Electroless Nickel Plated Roller Bearings

Applications include baking ovens, curing ovens and autoclaves

Dia. (in.)	Width (in.)	Capacity (lbs.)	Axle Dia. (in.)	Hub Length (in.)	Wt. (lbs.)	Part Number*
CATEGORY 02 WITH 3/8 IN. AXLES						
3	1-1/4	200	3/8	1-3/8	3	TR-R-0312-08
4	1-1/4	250	3/8	1-3/8	4	TR-R-0412-08
5	1-1/4	300	3/8	1-3/8	5	TR-R-0512-08
CATEGORY 03 WITH 1/2 IN. AXLES						
3	1-1/2	300	1/2	1-5/8	3	TR-R-0315-12
4	1-1/2	400	1/2	1-5/8	4	TR-R-0415-12
5	1-1/2	400	1/2	1-5/8	5	TR-R-1515-12
6	1-1/2	500	1/2	1-5/8	6	TR-R-1615-12
CATEGORY 04 AND 05 WITH 1/2 IN. AXLES						
3-1/4	2	500	1/2	2-3/16	3	TR-R-3220-12
4	2	500	1/2	2-3/16	4	TR-R-0420-12
5	2	750	1/2	2-3/16	4-1/2	TR-R-0520-12
6	2	900	1/2	2-3/16	5	TR-R-0620-12
8	2	1100	1/2	2-3/16	6	TR-R-0820-12
CATEGORY 07 AND 08 WITH 3/4 IN. AXLES						
6	2-1/2	1300	3/4	3-1/4	5	TR-R-0625-16
8	2-1/2	1600	3/4	3-1/4	6	TR-R-0825-16
10	2-1/2	2000	3/4	3-1/4	7	TR-R-1025-16
12	2-1/2	2400	3/4	3-1/4	7	TR-R-1225-16
CATEGORY 07 AND 08 WITH 3/4 IN. AXLES						
6	3	1700	3/4	3-1/4	5	TR-R-0630-16
8	3	1900	3/4	3-1/4	6	TR-R-0830-16
10	3	2400	3/4	3-1/4	7	TR-R-1030-16
12	3	2600	3/4	3-1/4	8	TR-R-1230-16

* P = Precision Brg., R= Roller Brg., D= Delrin Brg., T=Tapered Brg., PL = Plain Brg.

Other sizes available 3 in. - 16 in. diameter.

POLYPROPYLENE BLACK - PB

Capacity Up to 1000 lbs.



Injection molded blend of thermoplastic polymers which resist absorption and are resistant to most chemicals and solvents. Capacity ratings are comparable to hard rubber wheels with the added advantage of being lighter in weight and having greater impact resistance.

Features

- **Wheel face:** Moderate crown
- **Finish:** Black
- **Temperature Range:** -20°F to +180°F
- **Hardness:** 65 Shore D

Dia. (in.)	Width (in.)	Capacity (lbs.)	Hub Length (in.)	Bore (in.)	Bearing (in.)	Wt. (lbs.)	Part * Number
3	1-3/8	250	1-1/2	1-5/16	1/2	1/2	PB-R-0313-08
3	1-1/4	250	1-1/2	1/2	1/2	1/2	PB-R-0312-08
3-1/2	1-3/8	275	1-1/2	1-5/16	1/2	1/2	PB-R-3513-08
4	1-1/4	300	1-1/2	1/2	1/2	1/2	PB-R-0412-08
4	1-3/8	300	1-1/2	1-5/16	1/2	1/2	PB-R-0413-08
4	1-1/2 [^]	400	1-5/8	1-3/16	1/2	3/4	PB-R-0415-12<
4	2	450	2-3/16	3/4	3/4	1/2	PB-R-0420-12
4	2	450	2-3/16	1-3/16	3/4	1	PB-R-0420-12<
5	1-1/4	450	1-1/2	1/2	1/2	1/2	PB-R-0512-08
5	1-1/4	450	1-1/2	1-5/16	1/2	1/2	PB-R-0512-08
5	1-1/2 [^]	450	1-5/8	1-3/16	3/4	1	PB-R-0515-12<
5	2	550	2-3/16	3/4	3/4	3/4	PB-R-0520-12
5	2	650	2-3/16	1-3/16	3/4	1-1/4	PB-R-0520-12<
6	1-1/2 [^]	550	1-5/8	1-3/16	3/4	1	PB-R-0615-12<
6	2	650	2-3/16	3/4	3/4	1	PB-R-0620-12
6	2	750	2-3/16	1-3/16	3/4	1-1/2	PB-R-0620-12<
8	2	850	2-3/16	3/4	3/4	1-1/4	PB-R-0820-12
8	2	1000	2-3/16	1-3/16	3/4	1-3/4	PB-R-0820-12<

* P = Prec. Brg, R= Roller Brg, D= Delrin Brg, T=Tapered Brg, PL = Plain Brg

[^] = Wheels are complete with spanner bushing & nylon retaining thrust washers

< = 2-7/16" Spanner and Spacers included

POLYPROPYLENE WHITE - PW

Capacity Up to 1000 lbs.



Dia. (in.)	Width (in.)	Capacity (lbs.)	Hub Length (in.)	Bore (in.)	Bearing (in.)	Wt. (lbs.)	Part Number*
3	1-1/4	250	1-7/16	1/2	1/2	1/2	PW-R-0312-08
3-1/2	1-1/4	275	1-7/16	1/2	1/2	1/2	PW-R-0312-08
4	1-1/4	300	1-7/16	1/2	1/2	1/2	PW-R-0412-08
4	1-1/2	400	1-5/8	3/4	3/4	1/2	PW-R-0415-12
4	2	450	2-3/16	3/4	3/4	3/4	PW-R-0420-12
4	2	450	2-3/16	1/2	1/2	3/4	PW-R-0420-08
5	1-1/4	450	1-7/16	1/2	1/2	1/2	PW-R-0512-08
5	1-1/2	450	1-5/8	3/4	3/4	1/2	PW-R-0515-12
5	2	550	2-3/16	3/4	3/4	3/4	PW-R-0520-12
5	2	650	2-3/16	1/2	1/2	3/4	PW-R-0520-08
5	2	650	2-3/16	1/2	3/4	3/4	PW-R-0520-12
6	1-1/2	550	1-5/8	1-3/16	3/4	3/4	PW-R-0612-12
6	2	650	2-3/16	1-3/16	3/4	3/4	PW-R-0620-12
6	2	750	2-3/16	1-3/16	1/2	3/4	PW-R-0620-08
6	2	750	2-3/16	1-3/16	3/4	3/4	PW-R-0620-12

RETORT - RT

Capacity	Up to 900 lbs.
-----------------	-----------------------



Designed to withstands the rigors of high temperature, these wheels are perfect for cooker racks and retort carts. Oversized bore ID ensures smooth movement, even if wheels experience heat expansion.

Features

- **Wheel face:** Moderate crown
- **Finish:** White
- **Temperature Range:** -20°F up to +290°F
- **Hardness:** 75 Shore D Same options as PB

Dia. (in.)	Width (in.)	Capacity (lbs.)	Hub Length (in.)	Bore (in.)	Bearing (in.)	Wt (lbs.)	Part Number*
3	1-3/8	300	1-1/2	1/2	1/2	1/4	RT-R-0313-08
3-1/2	1-3/8	300	1-1/2	1/2	1/2	1/4	RT-R-3513-08
4	1-3/8	300	1-1/2	1/2	1/2	3/4	RT-R-0413-08
4	1-1/2	375	1-5/8	1-3/16	3/4	1	RT-R-0415-08
4	2	500	2-3/16	1-3/16	3/4	1	RT-R-0420-08
5	1-3/8	440	1-1/2	1/2	1/2	1	RT-R-0513-08
5	1-1/2	540	1-5/8	1-3/16	3/4	1	RT-R-0515-08
5	2	650	2-3/16	1-3/16	3/4	1/2	RT-R-0520-08
6	1-1/2	600	1-5/8	1-3/16	3/4	1/2	RT-R-0615-08
6	2	700	2-3/16	1-3/16	3/4	2	RT-R-0620-08
8	1-1/2	750	1-5/8	1-3/16		3/4 2	RT-R-0815-08
8	2	900	2-3/16	1-3/16	3/4	2-1/2	RT-R-0820-08

* P= Precision Ball Bearing, D= Delrin bearing, PL= Plain Bearing