



7 GAD TOTAL LOCK KINGPINLESS SERIES CASTERS




**LEADING SIDE
TOTAL LOCK SWIVEL CASTER**
Add TL to swivel caster number

Available Toe Guard
TO


**NEW TRAILING SIDE
TOTAL LOCK SWIVEL CASTER**
No need to move cots back and forth
for finding the brake pedal.
Add TLN to swivel caster number




Swivel Head Section



Total Lock System



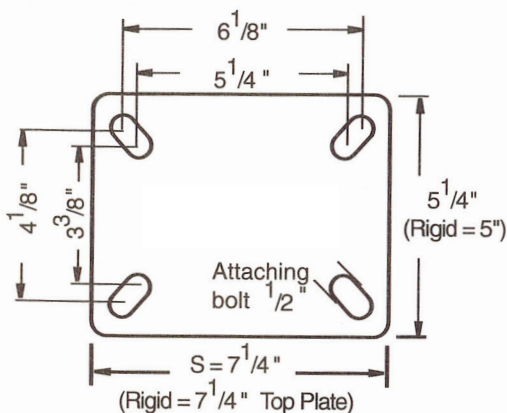
Wheel Face Brake



Directional Lock

5,000 LBS. LOAD CAPACITY FORGED KINGPINLESS TYPE CASTERS

- Single piece Drop Forged AISI 1045 Steel Top Plate and Fork Base.
- Precision CNC Machined Raceways with 3-1/2" diameter with 1/2" ball bearings.
- Induction Hardening of Raceways ensures uniform depth of hardness.
- Totally Sealed Swivel Head with Grease Nipple.
- 3/8" Thick x 3" wide Fork Legs Robotically welded Inside & Outside to 3 1/2" fork spacing.
- 3/4" Wheel axle.
- 4 Position Directional Lock Slots.
- Finish: Bright Zinc Plated.



TOP PLATE
5-1/4 X 7-1/4

BOLT HOLE CENTER
3-3/8 X 5-1/4
SLOTTED TO
4-1/8 X 6-1/8

ATTACHING BOLT SIZE
1/2

RIG OPTIONS
DL: 4-WAY DIRECTIONAL LOCK

WFB: WHEEL FACE BRAKE
ADD TO SUFFIX
OF THE CASTER PART NUMBER

TOE GUARDS
SPECIFY "TO"
WITH CASTER NUMBER


7 GAD TOTAL LOCK KINGPINLESS SERIES CASTERS

NY/MD WHEELS

NYLACRON™ WHEELS

- Precision Machined from Cast Polyamide Hardness 112-120 Rockwell R.
- Ultimate choice for Extremely High Load applications to replace metallic wheels.
- Offer very high abrasion resistance and very low rolling resistance under extreme loads.

- Resistant to salt, grease, alcohol and mild acids - can be used in corrosive applications with appropriate bearings.
- Precision Ball Bearings.
- Temperature Range: -40°F to +270°F.



Part Number Swivel Caster	Part Number Swivel with Total Lock	Part Number Rigid Caster	Wheel Diameter (inch)	Tread Width (inch)	Load Capacity (lbs)	Overall Height (inch)	Swivel Radius (inch)	Swivel Radius w/Total Lock (inch)	Swivel Radius w/Wheel Brake (inch)
GADS63NYMD	GADTL63NYMD	GADR63NYMD	6	3	5000	8	5-1/8	6	10-1/8
GADS83NYMD	GADTL83NYMD	GADR83NYMD	8	3	5000	10-1/2	6-1/2	6-1/4	11-1/4
GADS103NYMD	GADTL103NYMD	GADR103NYMD	10	3	5000	12-1/2	7-3/4	7-3/4	12-3/4
GADS123NYMD	GADTL123NYMD	GADR123NYMD	12	3	5000	15-1/2	8-3/8	8-3/8	13-3/8

NY/MC WHEELS

NYLACRON™ WHITE WHEELS

- Precision Machined from Cast Polyamide Hardness 112-120 Rockwell R.
- Ultimate choice for Extremely High Load applications to replace metallic wheels.
- Offer very high abrasion resistance and very low rolling resistance under extreme loads.

- Resistant to salt, grease, alcohol and mild acids - can be used in corrosive applications with appropriate bearings.
- Precision Ball Bearings.
- Temperature Range: -40°F to +270°F.



Part Number Swivel Caster	Part Number Swivel with Total Lock	Part Number Rigid Caster	Wheel Diameter (inch)	Tread Width (inch)	Load Capacity (lbs)	Overall Height (inch)	Swivel Radius (inch)	Swivel Radius w/Total Lock (inch)	Swivel Radius w/Wheel Brake (inch)
GADS63NYMC	GADTL63NYMC	GADR63NYMC	6	3	5000	8	5-1/8	6	10-1/8
GADS83NYMC	GADTL83NYMC	GADR83NYMC	8	3	5000	10-1/2	6-1/2	6-1/4	11-1/4
GADS103NYMC	GADTL103NYMC	GADR103NYMC	10	3	5000	12-1/2	7-3/4	7-3/4	12-3/4
GADS123NYMC	GADTL123NYMC	GADR123NYMC	12	3	5000	15-1/2	8-3/8	8-3/8	13-3/8

MEGALOAD™ AND VULKOLLAN™ WHEELS WITH PRECISION BALL BEARINGS AVAILABLE TO FIT THIS CASTER SERIES.
SIZES 6 X 3, 8 X 3, 10 X 3 & 12 X 3.

SAS WHEELS

HIGH CAPACITY POLYURETHANE TREAD WHEELS CAST IRON CORE

- Polyurethane firmly bonded to Precision Machined Cast Iron Core
- 93+ 3 Shore A
- Low rolling resistance, smooth and noiseless running

- Non-marking and floor protective
- High abrasion, cut and tear resistant
- Precision Ball Bearings
- Temperature Range: -40°F to +180°F
- Available in Anti-Static add "AS" after wheel




Part Number Swivel Caster	Part Number Swivel with Total Lock	Part Number Rigid Caster	Wheel Diameter (inch)	Tread Width (inch)	Load Capacity (lbs)	Overall Height (inch)	Swivel Radius (inch)	Swivel Radius w/Total Lock (inch)	Swivel Radius w/Wheel Brake (inch)
GAD62SSAS	GAD62SSASTL	GAD62RSAS	6	3	2300	8	5-1/8	6	10-1/8
GAD82SSAS	GAD82SSASTL	GAD82RSAS	8	3	3100	10-1/2	6-1/4	6-1/4	11-1/4
GAD102SSAS	GAD102SSASTL	GAD102RSAS	10	3	4000	12-1/2	7-3/4	7-3/4	12-3/4
GAD122SSAS	GAD122SSASTL	GAD122RSAS	12	3	4850	15-1/2	8-3-8	8-3-8	13-3/8

SJS WHEELS

POLYURETHANE WHEELS

- Polyurethane tread wheels firmly bonded to Precision Machined Cast Iron Core.
- 93 + 3 Shore A.
- Low rolling resistance; Smooth and noiseless running.
- Non-marking and floor protective.

- Good Abrasion and cut resistance.
- Ideal for medium duty applications.
- Precision Ball Bearings.
- Temperature Range: -40°F to +180°F.
- Available in Anti-Static add "AS" after wheel.



Part Number Swivel Caster	Part Number Swivel with Total Lock	Part Number Rigid Caster	Wheel Diameter (inch)	Tread Width (inch)	Load Capacity (lbs)	Overall Height (inch)	Swivel Radius (inch)	Swivel Radius w/Total Lock (inch)	Swivel Radius w/Wheel Brake (inch)
GAD62SSJS	GAD62SSJSTL	GAD62RSJS	6	3	2100	8	5-1/8	6	10-1/8
GAD82SSJS	GAD82SSJSTL	GAD82RSJS	8	3	2500	10-1/2	6-1/4	6-1/4	11-1/4
GAD102SSJS	GAD102SSJSTL	GAD102RSJS	10	3	3000	12-1/2	7-3/4	7-3/4	12-3/4
GAD122SSJS	GAD122SSJSTL	GAD122RSJS	12	3	3500	15-1/2	8-3-8	8-3-8	13-3/8

ME WHEELS

ERGONOMIC POLYURETHANE DONUT TREAD WHEELS CAST IRON CORE

- For Low Push-Pull Efforts.
- Polyurethane firmly bonded to Precision Machined Cast Iron Core.
- Red Tread 93+ 3 Shore A.
- Non-marking and floor protective.

- Tread Options:
Softer 80A - Yellow Tread (specify ME-Z)
Harder 73D - Blue Tread (specify ME-F).
- Precision Ball Bearings.
- Temperature Range: -40°F to +180°F.
- Available in Anti-Static add "AS" after wheel.



Part Number Swivel Caster	Part Number Swivel with Total Lock	Part Number Rigid Caster	Wheel Diameter (inch)	Tread Width (inch)	Load Capacity (lbs)	Overall Height (inch)	Swivel Radius (inch)	Swivel Radius w/Total Lock (inch)	Swivel Radius w/Wheel Brake (inch)
GAD62SME	GAD62SMETL	GAD62RME	6	3	1850	8	5-1/8	6	10-1/8
GAD82SME	GAD82SMETL	GAD82RMES	8	3	2400	10-1/2	6-1/4	6-1/4	11-1/4
GAD102SME	GAD102SMETL	GAD102RME	10	3	2850	12-1/2	7-3/4	7-3/4	12-3/4
GAD122SME	GAD122SMETL	GAD122RME	12	3	3500	15-1/2	8-3-8	8-3-8	13-3/8