

# STAINLESS STEEL (SS)

## TOP PLATE MODELS

FREE SWIVEL • TOTAL LOCK  
2" TREAD WIDTH



New Total Lock brake design – locks both brake and swivel.

- APPLICATIONS**
- Food Service
  - Case Carts
  - Utility Carts
  - Medical Equipment
  - Institutional Equipment
  - Laboratory Equipment
  - Animal Cages
  - Pharmaceutical Equipment

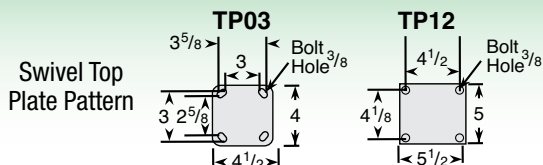
- FEATURES**
- Fork legs, top plate and yoke base are made of 1/4" thick 304 polished stainless steel for added corrosion protection
  - **Total Lock brake** models lock both brake and swivel
  - Dual Ball Swivel Raceways for added strength
  - Swivel seals are standard for added protection
  - Stainless axles provided with grease fitting
  - Grease fitting in swivel raceway

Our SS series design is constructed of stainless steel. This design gives you the quality necessary for most medical and pharmaceutical applications at an affordable price.

**NEW** Eagle Polyurethane wheels now available

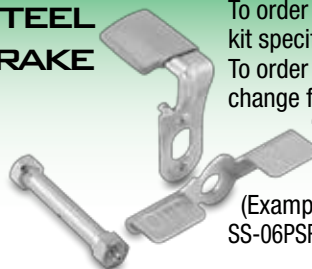


### TOP PLATE FITTING



### STAINLESS STEEL SIDE LOCK BRAKE

Wheel Diameter	Kit Number
4"	SS04200
5"	SS05200
6"	SS06200
8"	SS08200



To order field installable kit specify kit number. To order on caster change fork code from "SW" to "TB"

(Example: SS-06PSR-200-TB-TP03)

# STAINLESS STEEL (SS)

## TOP PLATE MODELS

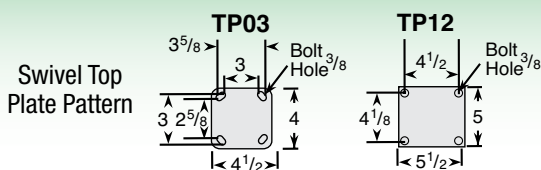
Wheel Diameter (Inches)	Tread Width (Inches)	Wheel Description	Capacity (Lbs)	Load Height (Inches)	Swivel Radius (Inches)	Wheel Bearing	Model Number
4	2	White Polyolefin	550	5-5/8	3-3/8	Delrin	SS-04PWD-200-SW-TP03
4	2	White Polyolefin	550	5-5/8	3-3/8	Roller	SS-04PWR-200-SW-TP03
4	2	Polyurethane Eagle	600	5-5/8	3-3/8	Delrin	SS-04EPD-200-SW-TP03
4	2	Polyurethane Eagle	600	5-5/8	3-3/8	Roller	SS-04EPR-200-SW-TP03
4	2	Nylon	800	5-5/8	3-3/8	Delrin	SS-04NYD-200-SW-TP03
4	2	Nylon	800	5-5/8	3-3/8	Roller	SS-04NYR-200-SW-TP03
4	2	Polyurethane Solid	800	5-5/8	3-3/8	Roller	SS-04PSR-200-SW-TP03
4	2	Polyurethane Solid	800	5-5/8	3-3/8	Delrin	SS-04PSD-200-SW-TP03
5	2	White Polyolefin	650	6-1/2	4-1/8	Delrin	SS-05PWD-200-SW-TP03
5	2	White Polyolefin	650	6-1/2	4-1/8	Roller	SS-05PWR-200-SW-TP03
5	2	Polyurethane Eagle	900	6-1/2	4-1/8	Delrin	SS-05EPD-200-SW-TP03
5	2	Polyurethane Eagle	900	6-1/2	4-1/8	Roller	SS-05EPR-200-SW-TP03
5	2	Nylon	900	6-1/2	4-1/8	Roller	SS-05NYR-200-SW-TP03
5	2	Nylon	900	6-1/2	4-1/8	Delrin	SS-05NYD-200-SW-TP03
5	2	Polyurethane Solid	900	6-1/2	4-1/8	Roller	SS-05PSR-200-SW-TP03
5	2	Polyurethane Solid	900	6-1/2	4-1/8	Delrin	SS-05PSD-200-SW-TP03
6	2	White Polyolefin	700	7-1/2	4-3/4	Delrin	SS-06PWD-200-SW-TP03
6	2	White Polyolefin	700	7-1/2	4-3/4	Roller	SS-06PWR-200-SW-TP03
6	2	Nylon	900	7-1/2	4-3/4	Roller	SS-06NYR-200-SW-TP03
6	2	Nylon	900	7-1/2	4-3/4	Delrin	SS-06NYD-200-SW-TP03
6	2	Polyurethane Solid	900	7-1/2	4-3/4	Roller	SS-06PSR-200-SW-TP03
6	2	Polyurethane Solid	900	7-1/2	4-3/4	Delrin	SS-06PSD-200-SW-TP03
6	2	Polyurethane Eagle	1000	7-1/2	4-3/4	Delrin	SS-06EPD-200-SW-TP03
6	2	Polyurethane Eagle	1000	7-1/2	4-3/4	Roller	SS-06EPR-200-SW-TP03
8	2	White Polyolefin	800	9-1/2	5-3/4	Delrin	SS-08PWD-200-SW-TP03
8	2	White Polyolefin	800	9-1/2	5-3/4	Roller	SS-08PWR-200-SW-TP03
8	2	Nylon	900	9-1/2	5-3/4	Roller	SS-08NYR-200-SW-TP03
8	2	Nylon	900	9-1/2	5-3/4	Delrin	SS-08NYD-200-SW-TP03
8	2	Polyurethane Solid	900	9-1/2	5-3/4	Roller	SS-08PSR-200-SW-TP03
8	2	Polyurethane Solid	900	9-1/2	5-3/4	Delrin	SS-08PSD-200-SW-TP03
8	2	Polyurethane Eagle	1000	9-1/2	5-3/4	Delrin	SS-08EPD-200-SW-TP03
8	2	Polyurethane Eagle	1000	9-1/2	5-3/4	Roller	SS-08EPR-200-SW-TP03



Stainless Steel Roller Bearings available, change bearing designation to S, example SS-08PWS200-SW-TP03.  
 Stainless Steel Precision Bearings available on some models, please consult factory.  
 Other bearings also available, please consult factory.  
 Stainless wheel brakes are available for swivel models, Change SW to TB.  
 Rigid models are available, change SW to RG.

Stainless Steel **Total Lock** brake available for swivel models, change SW to TL.

## TOP PLATE FITTING



## Total Lock Swivel Lead/Swivel Radius

Part Number	Swivel Lead	Swivel Radius
SS04200TL-TP03	34.0 mm	150.6 mm
SS05200TL-TP03	38.2 mm	160.5 mm
SS06200TL-TP03	44.3 mm	170.8 mm
SS08200TL-TP03	56.0 mm	193.5 mm

