

SC

Superior Castors

Application:
Stretcher trolleys;
general institution applications.

Size Available:
125x32, 150x32, 200x32mm

The SC is an enduring, sturdy castor, capable to handle fast and jerky movements.

When life dependency of patient is counted on speedy transfer for medical treatment, it requires stretcher trolleys armed with our Superior Castors. Likewise, it is equally important for the comfort of patient while transporting back and forth on stretcher trolley between wards.

Precision ball bearings at the swivel head and wheel axle always make turning and rolling easy. Tight fitting thread guards reduce chances for dirt and lint collected at the axle and slow down wheel rotation.

Undoubtedly, when it comes to efficient, economical, and dependable, this is your castor of choice.

SC SAVES!

SC

Superior Castors

Pressed steel yoke, precision ball bearing swivel head, zinc-chromatized finish

Option: Bright chrome plated finish is also available, add suffix "-CR" to Catis code, e.g. YZ580XP1/W503U-CR



TB/A Total locking brake
Total Lock system locks both swivel head and wheel simultaneously for secure parking. Integrated ON/OFF Nylon brake pedals for easy and quiet operation.



DB/A Directional locking brake
Directional Lock permits free wheel rotation while swivel head remains locked, an easy way to keep equipment traveling straight. Integrated ON/OFF Nylon brake pedals for easy and quiet operation. Release pedal in green color.


P Top Plate Fitting



TPR Wheel Plastic hub, grey color thermoplastic rubber tire

Brake type	mm	mm	mm	mm	mm	mm	mm	mm	kg	Code	
TB/A Total locking brake	125	32		95 x 70	75 x 52 / 72 x 45	9.0	39.0	164.0	100	YZ580XP1/W503U	
	150	32		95 x 70	75 x 52 / 72 x 45	9.0	50.0	192.5	120	YZ680XP1/W603U	
	200	32		95 x 70	75 x 52 / 72 x 45	9.0	57.5	240.0	120	YZ880XP1/W803UX	
DB/A Dir. locking brake	125	32		95 x 70	75 x 52 / 72 x 45	9.0	39.0	164.0	100	YZ580XDP1/W503U	
	150	32		95 x 70	75 x 52 / 72 x 45	9.0	50.0	192.5	120	YZ680XDP1/W603U	
	200	32		95 x 70	75 x 52 / 72 x 45	9.0	57.5	240.0	120	YZ880XDP1/W803UX	
Non-brake Free swivel	125	32		95 x 70	75 x 52 / 72 x 45	9.0	39.0	164.0	100	YZ581P1/W503U	
	150	32		95 x 70	75 x 52 / 72 x 45	9.0	50.0	192.5	120	YZ681P1/W603U	
	200	32		95 x 70	75 x 52 / 72 x 45	9.0	57.5	240.0	120	YZ881P1/W803UX	

200mm (8") wheel is available with metal threadguards only

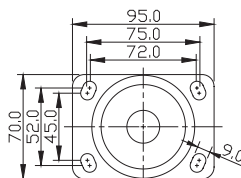



TPR/AS Wheel Conductive wheels are also available

	Code		
Plastic hub and threadguards, grey color conductive thermoplastic rubber tire	125 x 32mm	W503U-AS	
	150 x 32mm	W603U-AS	
	200 x 32mm	W803UX-AS*	

*Wheel with metal threadguards (see P020)

Electrical Resistance $\leq 10^4 \Omega$



P Top Plate Fitting

TPU Wheel Plastic hub, grey color polyurethane tire

Brake type	mm	mm	mm	mm	mm	mm	mm	mm	kg	Code
TB/A Total locking brake	125	32		95 x 70	75 x 52 / 72 x 45	9.0	39.0	164.0	100	YZ580XP1/W500E
	150	32		95 x 70	75 x 52 / 72 x 45	9.0	50.0	192.5	120	YZ680XP1/W600E
DB/A Dir. locking brake	125	32		95 x 70	75 x 52 / 72 x 45	9.0	39.0	164.0	100	YZ580XDP1/W500E
	150	32		95 x 70	75 x 52 / 72 x 45	9.0	50.0	192.5	120	YZ680XDP1/W600E
Non-brake Free swivel	125	32		95 x 70	75 x 52 / 72 x 45	9.0	39.0	164.0	100	YZ581P1/W500E
	150	32		95 x 70	75 x 52 / 72 x 45	9.0	50.0	192.5	120	YZ681P1/W600E



ARB Wheel Al-alloy hub, grey color high elastic rubber tire

Brake type	mm	mm	mm	mm	mm	mm	mm	mm	kg	Code
TB/A Total locking brake	125	32		95 x 70	75 x 52 / 72 x 45	9.0	39.0	164.0	100	YZ580XP1/W529UX
	150	32		95 x 70	75 x 52 / 72 x 45	9.0	50.0	192.5	120	YZ680XP1/W629UX
	200	32		95 x 70	75 x 52 / 72 x 45	9.0	57.5	240.0	120	YZ880XP1/W829UX
DB/A Dir. locking brake	125	32		95 x 70	75 x 52 / 72 x 45	9.0	39.0	164.0	100	YZ580XDP1/W529UX
	150	32		95 x 70	75 x 52 / 72 x 45	9.0	50.0	192.5	120	YZ680XDP1/W629UX
	200	32		95 x 70	75 x 52 / 72 x 45	9.0	57.5	240.0	120	YZ880XDP1/W829UX
Non-brake Free swivel	125	32		95 x 70	75 x 52 / 72 x 45	9.0	39.0	164.0	100	YZ581P1/W529UX
	150	32		95 x 70	75 x 52 / 72 x 45	9.0	50.0	192.5	120	YZ681P1/W629UX
	200	32		95 x 70	75 x 52 / 72 x 45	9.0	57.5	240.0	120	YZ881P1/W829UX



SC

Superior Castors

Pressed steel yoke, precision ball bearing swivel head, zinc-chromatized finish

Option: Bright chrome plated finish is also available, add suffix "-CR" to Catis code, e.g. YZ580XP1/W503U-CR



TB/A Total locking brake
Total Lock system locks both swivel head and wheel simultaneously for secure parking. Integrated ON/OFF Nylon brake pedals for easy and quiet operation.



DB/A Directional locking brake
Directional Lock permits free wheel rotation while swivel head remains locked, an easy way to keep equipment traveling straight. Integrated ON/OFF Nylon brake pedals for easy and quiet operation. Release pedal in green color.

R Round Stem






















TPR Wheel Plastic hub, grey color thermoplastic rubber tire

Brake type	mm	mm	mm	mm	mm	mm	mm	mm	mm	kg	Code
TB/A Total locking brake	125	32		22.0	45.0	19.0	M8x1.25	39.0	164.0	100	YZ580XR8/W503U
	125	32		28.0	45.0	19.0	M8x1.25	39.0	164.0	100	YZ580XR9/W503U
	125	32		25.6	45.0	19.0	M8x1.25	39.0	164.0	100	YZ580XR16/W503U
	150	32		22.0	45.0	19.0	M8x1.25	50.0	192.5	120	YZ680XR8/W603U
	150	32		28.0	45.0	19.0	M8x1.25	50.0	192.5	120	YZ680XR9/W603U
	150	32		25.6	45.0	19.0	M8x1.25	50.0	192.5	120	YZ680XR16/W603U
	200	32		22.0	45.0	19.0	M8x1.25	57.5	240.0	120	YZ880XR8/W803UX
	200	32		28.0	45.0	19.0	M8x1.25	57.5	240.0	120	YZ880XR9/W803UX
	200	32		25.6	45.0	19.0	M8x1.25	57.5	240.0	120	YZ880XR16/W803UX
DB/A Dir. locking brake	125	32		22.0	45.0	19.0	M8x1.25	39.0	164.0	100	YZ580XDR8/W503U
	125	32		28.0	45.0	19.0	M8x1.25	39.0	164.0	100	YZ580XDR9/W503U
	125	32		25.6	45.0	19.0	M8x1.25	39.0	164.0	100	YZ580XDR16/W503U
	150	32		22.0	45.0	19.0	M8x1.25	50.0	192.5	120	YZ680XDR8/W603U
	150	32		28.0	45.0	19.0	M8x1.25	50.0	192.5	120	YZ680XDR9/W603U
	150	32		25.6	45.0	19.0	M8x1.25	50.0	192.5	120	YZ680XDR16/W603U
	200	32		22.0	45.0	19.0	M8x1.25	57.5	240.0	120	YZ880XDR8/W803UX
	200	32		28.0	45.0	19.0	M8x1.25	57.5	240.0	120	YZ880XDR9/W803UX
	200	32		25.6	45.0	19.0	M8x1.25	57.5	240.0	120	YZ880XDR16/W803UX



R Round Stem

TPR Wheel Plastic hub, grey color thermoplastic rubber tire

Brake type	 mm	 mm		 mm	 mm	 mm	 mm	 mm	 mm	 mm	kg	Code
Non-brake Free swivel	125	32		22.0	45.0	19.0	M8x1.25	39.0	164.0	100		YZ581R8/W503U
	125	32		28.0	45.0	19.0	M8x1.25	39.0	164.0	100		YZ581R9/W503U
	125	32		25.6	45.0	19.0	M8x1.25	39.0	164.0	100		YZ581R16/W503U
	150	32		22.0	45.0	19.0	M8x1.25	50.0	192.5	120		YZ681R8/W603U
	150	32		28.0	45.0	19.0	M8x1.25	50.0	192.5	120		YZ681R9/W603U
	150	32		25.6	45.0	19.0	M8x1.25	50.0	192.5	120		YZ681R16/W603U
	200	32		22.0	45.0	19.0	M8x1.25	57.5	240.0	120		YZ881R8/W803UX
	200	32		28.0	45.0	19.0	M8x1.25	57.5	240.0	120		YZ881R9/W803UX
	200	32		25.6	45.0	19.0	M8x1.25	57.5	240.0	120		YZ881R16/W803UX



200mm (8") wheel is available with metal threadguards only



TPR/AS Wheel Conductive wheels are also available

	Code
Plastic hub and threadguards, grey color conductive thermoplastic rubber tire	125 x 32mm W503U-AS
	150 x 32mm W603U-AS
	200 x 32mm W803UX-AS*



*Wheel with metal threadguards (see P020)

Electrical Resistance $\leq 10^4 \Omega$

SC

Superior Castors

Pressed steel yoke, precision ball bearing swivel head, zinc-chromatized finish

Option: Bright chrome plated finish is also available, add suffix "-CR" to Catis code, e.g. YZ580XP1/W503U-CR



TB/A Total locking brake
Total Lock system locks both swivel head and wheel simultaneously for secure parking. Integrated ON/OFF Nylon brake pedals for easy and quiet operation.



DB/A Directional locking brake
Directional Lock permits free wheel rotation while swivel head remains locked, an easy way to keep equipment traveling straight. Integrated ON/OFF Nylon brake pedals for easy and quiet operation. Release pedal in green color.

R Round Stem

TPU Wheel Plastic hub, grey color polyurethane tire

Brake type	mm	mm									kg	Code
TB/A Total locking brake	125	32		22.0	45.0	19.0	M8x1.25	39.0	164.0	100		YZ580XR8/W500E
	125	32		28.0	45.0	19.0	M8x1.25	39.0	164.0	100		YZ580XR9/W500E
	125	32		25.6	45.0	19.0	M8x1.25	39.0	164.0	100		YZ580XR16/W500E
	150	32		22.0	45.0	19.0	M8x1.25	50.0	192.5	120		YZ680XR8/W600E
	150	32		28.0	45.0	19.0	M8x1.25	50.0	192.5	120		YZ680XR9/W600E
	150	32		25.6	45.0	19.0	M8x1.25	50.0	192.5	120		YZ680XR16/W600E
DB/A Dir. locking brake	125	32		22.0	45.0	19.0	M8x1.25	39.0	164.0	100		YZ580XDR8/W500E
	125	32		28.0	45.0	19.0	M8x1.25	39.0	164.0	100		YZ580XDR9/W500E
	125	32		25.6	45.0	19.0	M8x1.25	39.0	164.0	100		YZ580XDR16/W500E
	150	32		22.0	45.0	19.0	M8x1.25	50.0	192.5	120		YZ680XDR8/W600E
	150	32		28.0	45.0	19.0	M8x1.25	50.0	192.5	120		YZ680XDR9/W600E
	150	32		25.6	45.0	19.0	M8x1.25	50.0	192.5	120		YZ680XDR16/W600E
Non-brake Free swivel	125	32		22.0	45.0	19.0	M8x1.25	39.0	164.0	100		YZ581R8/W500E
	125	32		28.0	45.0	19.0	M8x1.25	39.0	164.0	100		YZ581R9/W500E
	125	32		25.6	45.0	19.0	M8x1.25	39.0	164.0	100		YZ581R16/W500E
	150	32		22.0	45.0	19.0	M8x1.25	50.0	192.5	120		YZ681R8/W600E
	150	32		28.0	45.0	19.0	M8x1.25	50.0	192.5	120		YZ681R9/W600E
	150	32		25.6	45.0	19.0	M8x1.25	50.0	192.5	120		YZ681R16/W600E



R Round Stem

ARB Wheel Al-alloy hub, grey color high elastic rubber tire

Brake type	mm	mm		mm	mm	mm	mm	mm	mm	mm	kg	Code
TB/A Total locking brake	125	32		22.0	45.0	19.0	M8x1.25	39.0	164.0	100		YZ580XR8/W529UX
	125	32		28.0	45.0	19.0	M8x1.25	39.0	164.0	100		YZ580XR9/W529UX
	125	32		25.6	45.0	19.0	M8x1.25	39.0	164.0	100		YZ580XR16/W529UX
	150	32		22.0	45.0	19.0	M8x1.25	50.0	192.5	120		YZ680XR8/W629UX
	150	32		28.0	45.0	19.0	M8x1.25	50.0	192.5	120		YZ680XR9/W629UX
	150	32		25.6	45.0	19.0	M8x1.25	50.0	192.5	120		YZ680XR16/W629UX
	200	32		22.0	45.0	19.0	M8x1.25	57.5	240.0	120		YZ880XR8/W829UX
	200	32		28.0	45.0	19.0	M8x1.25	57.5	240.0	120		YZ880XR9/W829UX
	200	32		25.6	45.0	19.0	M8x1.25	57.5	240.0	120		YZ880XR16/W829UX
DB/A Dir. locking brake	125	32		22.0	45.0	19.0	M8x1.25	39.0	164.0	100		YZ580XDR8/W529UX
	125	32		28.0	45.0	19.0	M8x1.25	39.0	164.0	100		YZ580XDR9/W529UX
	125	32		25.6	45.0	19.0	M8x1.25	39.0	164.0	100		YZ580XDR16/W529UX
	150	32		22.0	45.0	19.0	M8x1.25	50.0	192.5	120		YZ680XDR8/W629UX
	150	32		28.0	45.0	19.0	M8x1.25	50.0	192.5	120		YZ680XDR9/W629UX
	150	32		25.6	45.0	19.0	M8x1.25	50.0	192.5	120		YZ680XDR16/W629UX
	200	32		22.0	45.0	19.0	M8x1.25	57.5	240.0	120		YZ880XDR8/W829UX
	200	32		28.0	45.0	19.0	M8x1.25	57.5	240.0	120		YZ880XDR9/W829UX
	200	32		25.6	45.0	19.0	M8x1.25	57.5	240.0	120		YZ880XDR16/W829UX
Non-brake Free swivel	125	32		22.0	45.0	19.0	M8x1.25	39.0	164.0	100		YZ581R8/W529UX
	125	32		28.0	45.0	19.0	M8x1.25	39.0	164.0	100		YZ581R9/W529UX
	125	32		25.6	45.0	19.0	M8x1.25	39.0	164.0	100		YZ581R16/W529UX
	150	32		22.0	45.0	19.0	M8x1.25	50.0	192.5	120		YZ681R8/W629UX
	150	32		28.0	45.0	19.0	M8x1.25	50.0	192.5	120		YZ681R9/W629UX
	150	32		25.6	45.0	19.0	M8x1.25	50.0	192.5	120		YZ681R16/W629UX
	200	32		22.0	45.0	19.0	M8x1.25	57.5	240.0	120		YZ881R8/W829UX
	200	32		28.0	45.0	19.0	M8x1.25	57.5	240.0	120		YZ881R9/W829UX
	200	32		25.6	45.0	19.0	M8x1.25	57.5	240.0	120		YZ881R16/W829UX



SC

Superior Castors

Pressed steel yoke, precision ball bearing swivel head, zinc-chromatized finish

Option: Bright chrome plated finish is also available, add suffix "-CR" to Catis code, e.g. YZ580XP1/W503U-CR



TB Total locking brake
Total Lock system locks both swivel head and wheel simultaneously for secure parking. Integrated ON/OFF Nylon brake pedals for easy and quiet operation.




DB Directional locking brake
Directional Lock permits free wheel rotation while swivel head remains locked, an easy way to keep equipment traveling straight. Integrated ON/OFF Nylon brake pedals for easy and quiet operation. Release pedal in green color.

T Threaded Stem Fitting with Hex Base Washer





















TPR Wheel Plastic hub, grey color thermoplastic rubber tire

Brake type	 mm	 mm		 mm	 mm	 mm	 mm	 kg	Code
TB Total locking brake	125	32		1/2-13UNC	1"	39.0	164.0	100	YZ580XT2/W503U
	125	32		M12 P1.75	25.0	39.0	164.0	100	YZ580XT4/W503U
	125	32		M16 P2.0	25.0	39.0	164.0	100	YZ580XT5/W503U
	125	32		1/2-20UNF	25.0	39.0	164.0	100	YZ580XT10/W503U
	150	32		1/2-13UNC	1"	50.0	192.5	120	YZ680XT2/W603U
	150	32		M12 P1.75	25.0	50.0	192.5	120	YZ680XT4/W603U
	150	32		M16 P2.0	25.0	50.0	192.5	120	YZ680XT5/W603U
	150	32		1/2-20UNF	25.0	50.0	192.5	120	YZ680XT10/W603U
	200	32		1/2-13UNC	1"	57.5	240.0	120	YZ880XT2/W803UX
	200	32		M12 P1.75	25.0	57.5	240.0	120	YZ880XT4/W803UX
	200	32		M16 P2.0	25.0	57.5	240.0	120	YZ880XT5/W803UX
	200	32		1/2-20UNF	25.0	57.5	240.0	120	YZ880XT10/W803UX



T Threaded Stem Fitting with Hex Base Washer

TPR Wheel Plastic hub, grey color thermoplastic rubber tire

Brake type	 mm	 mm		 mm	 mm	 mm	 mm	 kg	Code
Non-brake Free swivel	125	32		1/2-13UNC	1"	39.0	164.0	100	YZ581T2/W503U
	125	32		M12 P1.75	25.0	39.0	164.0	100	YZ581T4/W503U
	125	32		M16 P2.0	25.0	39.0	164.0	100	YZ581T5/W503U
	125	32		1/2-20UNF	25.0	39.0	164.0	100	YZ581T10/W503U
	150	32		1/2-13UNC	1"	50.0	192.5	120	YZ681T2/W603U
	150	32		M12 P1.75	25.0	50.0	192.5	120	YZ681T4/W603U
	150	32		M16 P2.0	25.0	50.0	192.5	120	YZ681T5/W603U
	150	32		1/2-20UNF	25.0	50.0	192.5	120	YZ681T10/W603U
	200	32		1/2-13UNC	1"	57.5	240.0	120	YZ881T2/W803UX
	200	32		M12 P1.75	25.0	57.5	240.0	120	YZ881T4/W803UX
	200	32		M16 P2.0	25.0	57.5	240.0	120	YZ881T5/W803UX
	200	32		1/2-20UNF	25.0	57.5	240.0	120	YZ881T10/W803UX



200mm (8") wheel is available with metal threadguards only



TPR/AS Wheel Conductive wheels are also available

	Code
Plastic hub and threadguards, grey color conductive thermoplastic rubber tire	125 x 32mm W503U-AS
	150 x 32mm W603U-AS
	200 x 32mm W803UX-AS*



*Wheel with metal threadguards (see P020)

Electrical Resistance $\leq 10^4 \Omega$

SC

Superior Castors

Pressed steel yoke, precision ball bearing swivel head, zinc-chromatized finish

Option: Bright chrome plated finish is also available, add suffix "-CR" to Catis code, e.g. YZ580XP1/W503U-CR



TB/A Total locking brake
Total Lock system locks both swivel head and wheel simultaneously for secure parking. Integrated ON/OFF Nylon brake pedals for easy and quiet operation.



DB/A Directional locking brake
Directional Lock permits free wheel rotation while swivel head remains locked, an easy way to keep equipment traveling straight. Integrated ON/OFF Nylon brake pedals for easy and quiet operation. Release pedal in green color.

T Threaded Stem Fitting with Hex Base Washer


































TPU Wheel Plastic hub, grey color polyurethane tire

Brake type	mm	mm		mm	mm	mm	mm	kg	Code
TB/A Total locking brake	125	32		1/2-13UNC	1"	39.0	164.0	100	YZ580XT2/W500E
	125	32		M12 P1.75	25.0	39.0	164.0	100	YZ580XT4/W500E
	125	32		M16 P2.0	25.0	39.0	164.0	100	YZ580XT5/W500E
	125	32		1/2-20UNF	25.0	39.0	164.0	100	YZ580XT10/W500E
	150	32		1/2-13UNC	1"	50.0	192.5	120	YZ680XT2/W600E
	150	32		M12 P1.75	25.0	50.0	192.5	120	YZ680XT4/W600E
	150	32		M16 P2.0	25.0	50.0	192.5	120	YZ680XT5/W600E
	150	32		1/2-20UNF	25.0	50.0	192.5	120	YZ680XT10/W600E
Non-brake Free swivel	125	32		1/2-13UNC	1"	39.0	164.0	100	YZ581T2/W500E
	125	32		M12 P1.75	25.0	39.0	164.0	100	YZ581T4/W500E
	125	32		M16 P2.0	25.0	39.0	164.0	100	YZ581T5/W500E
	125	32		1/2-20UNF	25.0	39.0	164.0	100	YZ581T10/W500E
	150	32		1/2-13UNC	1"	50.0	192.5	120	YZ681T2/W600E
	150	32		M12 P1.75	25.0	50.0	192.5	120	YZ681T4/W600E
	150	32		M16 P2.0	25.0	50.0	192.5	120	YZ681T5/W600E
	150	32		1/2-20UNF	25.0	50.0	192.5	120	YZ681T10/W600E



T Threaded Stem Fitting with Hex Base Washer

ARB Wheel Al-alloy hub, grey color high elastic rubber tire

Brake type	 mm	 mm		 mm	 mm	 mm	 mm	 kg	Code
 Total locking brake	125	32		1/2-13UNC	1 "	39.0	164.0	100	YZ580XT2/W529UX
	125	32		M12 P1.75	25.0	39.0	164.0	100	YZ580XT4/W529UX
	125	32		M16 P2.0	25.0	39.0	164.0	100	YZ580XT5/W529UX
	125	32		1/2-20UNF	25.0	39.0	164.0	100	YZ580XT10/W529UX
	150	32		1/2-13UNC	1 "	50.0	192.5	120	YZ680XT2/W629UX
	150	32		M12 P1.75	25.0	50.0	192.5	120	YZ680XT4/W629UX
	150	32		M16 P2.0	25.0	50.0	192.5	120	YZ680XT5/W629UX
	150	32		1/2-20UNF	25.0	50.0	192.5	120	YZ680XT10/W629UX
	200	32		1/2-13UNC	1 "	57.5	240.0	120	YZ880XT2/W829UX
	200	32		M12 P1.75	25.0	57.5	240.0	120	YZ880XT4/W829UX
	200	32		M16 P2.0	25.0	57.5	240.0	120	YZ880XT5/W829UX
	200	32		1/2-20UNF	25.0	57.5	240.0	120	YZ880XT10/W829UX
Non-brake Free swivel	125	32		1/2-13UNC	1 "	39.0	164.0	100	YZ581T2/W529UX
	125	32		M12 P1.75	25.0	39.0	164.0	100	YZ581T4/W529UX
	125	32		M16 P2.0	25.0	39.0	164.0	100	YZ581T5/W529UX
	125	32		1/2-20UNF	25.0	39.0	164.0	100	YZ581T10/W529UX
	150	32		1/2-13UNC	1 "	50.0	192.5	120	YZ681T2/W629UX
	150	32		M12 P1.75	25.0	50.0	192.5	120	YZ681T4/W629UX
	150	32		M16 P2.0	25.0	50.0	192.5	120	YZ681T5/W629UX
	150	32		1/2-20UNF	25.0	50.0	192.5	120	YZ681T10/W629UX
	200	32		1/2-13UNC	1 "	57.5	240.0	120	YZ881T2/W829UX
	200	32		M12 P1.75	25.0	57.5	240.0	120	YZ881T4/W829UX
	200	32		M16 P2.0	25.0	57.5	240.0	120	YZ881T5/W829UX
	200	32		1/2-20UNF	25.0	57.5	240.0	120	YZ881T10/W829UX

