

DURARO

Stainless Steel Castors


Application:
Kitchen trolleys; food carts; food processing plants;
restaurants and commercial kitchens;
laboratory equipments.

Size Available:
75x32, 100x32, 125x32, 150x32, 200x32mm

If your mobile equipment is subjected to frequent contact or exposure to moisture, our Duraro would be your absolute choice of castor.

For the same reason, it is a must for most kitchen and food carts which are constantly moved in and out of refrigerating room and steamy kitchen, then hose cleaned to rid of food debris and oil stain, nothing other than stainless steel can stay shiny under such adverse conditions.

On the other extreme, medical or laboratory equipments that has to be sanitized with disinfectants would find Duraro suitable at all time.



DURARO

Stainless Steel Castors

Pressed stainless steel double ballrace swivel yoke, electrolytic polishing finish



TB/A Total locking brake
Total Lock system locks both swivel head and wheel simultaneously for secure parking. Integrated ON/OFF Nylon brake pedals for easy and quiet operation.



DB/A Directional locking brake
Directional Lock permits free wheel rotation while swivel head remains locked, an easy way to keep equipment traveling straight. Integrated ON/OFF Nylon brake pedals for easy and quiet operation. Release pedal in green color.

H Bolt Hole Fitting

PRB-SS Wheel Plastic hub, grey color elastic rubber tire

Brake type	mm	mm		mm	mm	mm	kg	Code
TB/A Total locking brake	75	32		10.3	33.0	104.5	50	Y380XH1SS/W324S
	75	32		12.3	33.0	104.5	50	Y380XH2SS/W324S
	75	32		12.8	33.0	104.5	50	Y380XH3SS/W324S
	100	32		10.3	40.5	132.5	80	Y480XH1SS/W424DS
	100	32		12.3	40.5	132.5	80	Y480XH2SS/W424DS
	100	32		12.8	40.5	132.5	80	Y480XH3SS/W424DS
	125	32		10.3	39.0	158.5	100	Y580XH1SS/W524DS
	125	32		12.3	39.0	158.5	100	Y580XH2SS/W524DS
	125	32		12.8	39.0	158.5	100	Y580XH3SS/W524DS
TB/B Total locking brake	75	32		10.3	41.0	104.5	50	Y380H1SS/W324S
	75	32		12.3	41.0	104.5	50	Y380H2SS/W324S
	75	32		12.8	41.0	104.5	50	Y380H3SS/W324S
	100	32		10.3	40.5	132.5	80	Y480H1SS/W424DS
	100	32		12.3	40.5	132.5	80	Y480H2SS/W424DS
	100	32		12.8	40.5	132.5	80	Y480H3SS/W424DS
	125	32		10.3	39.0	158.5	100	Y580H1SS/W524DS
	125	32		12.3	39.0	158.5	100	Y580H2SS/W524DS
	125	32		12.8	39.0	158.5	100	Y580H3SS/W524DS
	150	32		10.3	46.5	187.0	100	Y680H1SS/W624DS
	150	32		12.3	46.5	187.0	100	Y680H2SS/W624DS
	150	32		12.8	46.5	187.0	100	Y680H3SS/W624DS





TB/B Total locking brake
 Total Lock system simultaneously locks both swivel head and wheel for a secure parking.
 Zinc-alloy brake pedal.

H Bolt Hole Fitting

PRB-SS Wheel Plastic hub, grey color elastic rubber tire

Brake type	mm	mm		mm	mm	mm	kg	Code
Non-brake Free swivel	75	32		10.3	33.0	104.5	50	Y381H1SS/W324S
	75	32		12.3	33.0	104.5	50	Y381H2SS/W324S
	75	32		12.8	33.0	104.5	50	Y381H3SS/W324S
	100	32		10.3	40.5	132.5	80	Y481H1SS/W424DS
	100	32		12.3	40.5	132.5	80	Y481H2SS/W424DS
	100	32		12.8	40.5	132.5	80	Y481H3SS/W424DS
	125	32		10.3	39.0	158.5	100	Y581H1SS/W524DS
	125	32		12.3	39.0	158.5	100	Y581H2SS/W524DS
	125	32		12.8	39.0	158.5	100	Y581H3SS/W524DS
	150	32		10.3	50.0	187.0	100	Y681H1SS/W624DS
	150	32		12.3	50.0	187.0	100	Y681H2SS/W624DS
	150	32		12.8	50.0	187.0	100	Y681H3SS/W624DS



Stainless steel

DURARO

Stainless Steel Castors

Pressed stainless steel double ballrace swivel yoke, electrolytic polishing finish



TB/A Total locking brake
Total Lock system locks both swivel head and wheel simultaneously for secure parking. Integrated ON/OFF Nylon brake pedals for easy and quiet operation.



DB/A Directional locking brake
Directional Lock permits free wheel rotation while swivel head remains locked, an easy way to keep equipment traveling straight. Integrated ON/OFF Nylon brake pedals for easy and quiet operation. Release pedal in green color.

H Bolt Hole Fitting



TPR-SS Wheel Plastic hub, grey color thermoplastic rubber tire

Brake type	mm	mm		mm	mm	mm	kg	Code
TB/A Total locking brake	100	32		10.3	40.5	132.5	80	Y480XH1SS/W403DS
	100	32		12.3	40.5	132.5	80	Y480XH2SS/W403DS
	100	32		12.8	40.5	132.5	80	Y480XH3SS/W403DS
	125	32		10.3	39.0	158.5	100	Y580XH1SS/W503DS
	125	32		12.3	39.0	158.5	100	Y580XH2SS/W503DS
	125	32		12.8	39.0	158.5	100	Y580XH3SS/W503DS
TB/B Total locking brake	100	32		10.3	40.5	132.5	80	Y480H1SS/W403DS
	100	32		12.3	40.5	132.5	80	Y480H2SS/W403DS
	100	32		12.8	40.5	132.5	80	Y480H3SS/W403DS
	125	32		10.3	39.0	158.5	100	Y580H1SS/W503DS
	125	32		12.3	39.0	158.5	100	Y580H2SS/W503DS
	125	32		12.8	39.0	158.5	100	Y580H3SS/W503DS







TB/BS Total locking brake
 Total Lock system simultaneously locks both swivel head and wheel for a secure parking.
 Zinc-alloy brake pedal.

H Bolt Hole Fitting



TPR-SS Wheel Plastic hub, grey color thermoplastic rubber tire

Brake type	mm	mm		mm	mm	mm	kg	Code
Non-brake Free swivel	100	32		10.3	40.5	132.5	80	Y481H1SS/W403DS
	100	32		12.3	40.5	132.5	80	Y481H2SS/W403DS
	100	32		12.8	40.5	132.5	80	Y481H3SS/W403DS
	125	32		10.3	39.0	158.5	100	Y581H1SS/W503DS
	125	32		12.3	39.0	158.5	100	Y581H2SS/W503DS
	125	32		12.8	39.0	158.5	100	Y581H3SS/W503DS



TPR-SS/AS Wheel Conductive wheels are also available

Plastic hub, grey color conductive thermoplastic rubber tire, stainless steel ball bearings, stainless steel threadguards

	Code
100 x 32mm	W403DS-AS
125 x 32mm	W503DS-AS



Electrical Resistance $\leq 10^4 \Omega$

 Stainless steel

DURARO

Stainless Steel Castors

Pressed stainless steel double ballrace swivel yoke, electrolytic polishing finish



TB/A Total locking brake
Total Lock system locks both swivel head and wheel simultaneously for secure parking. Integrated ON/OFF Nylon brake pedals for easy and quiet operation.



DB/A Directional locking brake
Directional Lock permits free wheel rotation while swivel head remains locked, an easy way to keep equipment traveling straight. Integrated ON/OFF Nylon brake pedals for easy and quiet operation. Release pedal in green color.

H Bolt Hole Fitting

TPU-SS Wheel Plastic hub, grey color polyurethane tire

Brake type	mm	mm		mm	mm	mm	kg	Code
TB/A Total locking brake	75	32		10.3	33.0	104.5	50	Y380XH1SS/W300S
	75	32		12.3	33.0	104.5	50	Y380XH2SS/W300S
	75	32		12.8	33.0	104.5	50	Y380XH3SS/W300S
	100	32		10.3	40.5	132.5	80	Y480XH1SS/W400DS
	100	32		12.3	40.5	132.5	80	Y480XH2SS/W400DS
	100	32		12.8	40.5	132.5	80	Y480XH3SS/W400DS
	125	32		10.3	39.0	158.5	100	Y580XH1SS/W500DS
	125	32		12.3	39.0	158.5	100	Y580XH2SS/W500DS
	125	32		12.8	39.0	158.5	100	Y580XH3SS/W500DS
TB/B Total locking brake	75	32		10.3	41.0	104.5	50	Y380H1SS/W300S
	75	32		12.3	41.0	104.5	50	Y380H2SS/W300S
	75	32		12.8	41.0	104.5	50	Y380H3SS/W300S
	100	32		10.3	40.5	132.5	80	Y480H1SS/W400DS
	100	32		12.3	40.5	132.5	80	Y480H2SS/W400DS
	100	32		12.8	40.5	132.5	80	Y480H3SS/W400DS
	125	32		10.3	39.0	158.5	100	Y580H1SS/W500DS
	125	32		12.3	39.0	158.5	100	Y580H2SS/W500DS
	125	32		12.8	39.0	158.5	100	Y580H3SS/W500DS
	150	32		10.3	46.5	187.0	100	Y680H1SS/W600DS
	150	32		12.3	46.5	187.0	100	Y680H2SS/W600DS
	150	32		12.8	46.5	187.0	100	Y680H3SS/W600DS





TB Total locking brake
 Total Lock system simultaneously locks both swivel head and wheel for a secure parking.
 Zinc-alloy brake pedal.

H Bolt Hole Fitting

TPU-SS Wheel Plastic hub, grey color polyurethane tire

Brake type	mm	mm		mm	mm	mm	kg	Code
Non-brake Free swivel	75	32		10.3	33.0	104.5	50	Y381H1SS/W300S
	75	32		12.3	33.0	104.5	50	Y381H2SS/W300S
	75	32		12.8	33.0	104.5	50	Y381H3SS/W300S
	100	32		10.3	40.5	132.5	80	Y481H1SS/W400DS
	100	32		12.3	40.5	132.5	80	Y481H2SS/W400DS
	100	32		12.8	40.5	132.5	80	Y481H3SS/W400DS
	125	32		10.3	39.0	158.5	100	Y581H1SS/W500DS
	125	32		12.3	39.0	158.5	100	Y581H2SS/W500DS
	125	32		12.8	39.0	158.5	100	Y581H3SS/W500DS
	150	32		10.3	50.0	187.0	100	Y681H1SS/W600DS
	150	32		12.3	50.0	187.0	100	Y681H2SS/W600DS
	150	32		12.8	50.0	187.0	100	Y681H3SS/W600DS



Stainless steel

DURARO

Stainless Steel Castors

Pressed stainless steel double ballrace swivel yoke, electrolytic polishing finish



TB/A Total locking brake
Total Lock system locks both swivel head and wheel simultaneously for secure parking. Integrated ON/OFF Nylon brake pedals for easy and quiet operation.



DB/A Directional locking brake
Directional Lock permits free wheel rotation while swivel head remains locked, an easy way to keep equipment traveling straight. Integrated ON/OFF Nylon brake pedals for easy and quiet operation. Release pedal in green color.

H Bolt Hole Fitting



PM-SS Wheel

Solid nylon wheel, stainless steel roller bearing, stainless steel threadguards

Brake type	mm	mm		mm	mm	mm	kg	Code
TB/A Total locking brake	75	32		10.3	33.0	104.5	50	Y380XH1SS/W309RXS
	75	32		12.3	33.0	104.5	50	Y380XH2SS/W309RXS
	75	32		12.8	33.0	104.5	50	Y380XH3SS/W309RXS
	100	32		10.3	40.5	132.5	80	Y480XH1SS/W409RXS
	100	32		12.3	40.5	132.5	80	Y480XH2SS/W409RXS
	100	32		12.8	40.5	132.5	80	Y480XH3SS/W409RXS
	125	32		10.3	39.0	158.5	100	Y580XH1SS/W509RXS
	125	32		12.3	39.0	158.5	100	Y580XH2SS/W509RXS
	125	32		12.8	39.0	158.5	100	Y580XH3SS/W509RXS
TB/B Total locking brake	75	32		10.3	41.0	104.5	50	Y380H1SS/W309RXS
	75	32		12.3	41.0	104.5	50	Y380H2SS/W309RXS
	75	32		12.8	41.0	104.5	50	Y380H3SS/W309RXS
	100	32		10.3	40.5	132.5	80	Y480H1SS/W409RXS
	100	32		12.3	40.5	132.5	80	Y480H2SS/W409RXS
	100	32		12.8	40.5	132.5	80	Y480H3SS/W409RXS
	125	32		10.3	39.0	158.5	100	Y580H1SS/W509RXS
	125	32		12.3	39.0	158.5	100	Y580H2SS/W509RXS
	125	32		12.8	39.0	158.5	100	Y580H3SS/W509RXS





TB/B Total locking brake
 Total Lock system simultaneously locks both swivel head and wheel for a secure parking.
 Zinc-alloy brake pedal.

H Bolt Hole Fitting



PM-SS Wheel

Solid nylon wheel, stainless steel roller bearing, stainless steel threadguards

Brake type	mm	mm		mm	mm	mm	kg	Code
Non-brake Free swivel	75	32		10.3	33.0	104.5	50	Y381H1SS/W309RXS
	75	32		12.3	33.0	104.5	50	Y381H2SS/W309RXS
	75	32		12.8	33.0	104.5	50	Y381H3SS/W309RXS
	100	32		10.3	40.5	132.5	80	Y481H1SS/W409RXS
	100	32		12.3	40.5	132.5	80	Y481H2SS/W409RXS
	100	32		12.8	40.5	132.5	80	Y481H3SS/W409RXS
	125	32		10.3	39.0	158.5	100	Y581H1SS/W509RXS
	125	32		12.3	39.0	158.5	100	Y581H2SS/W509RXS
	125	32		12.8	39.0	158.5	100	Y581H3SS/W509RXS



Stainless steel