

In the business of health care and medical practice, patient comfort is one of the elements considered vital for recovery. The ease with which medical personnel can move medical equipments, and transport patients to and fro is equally important to the wellness of the patients.

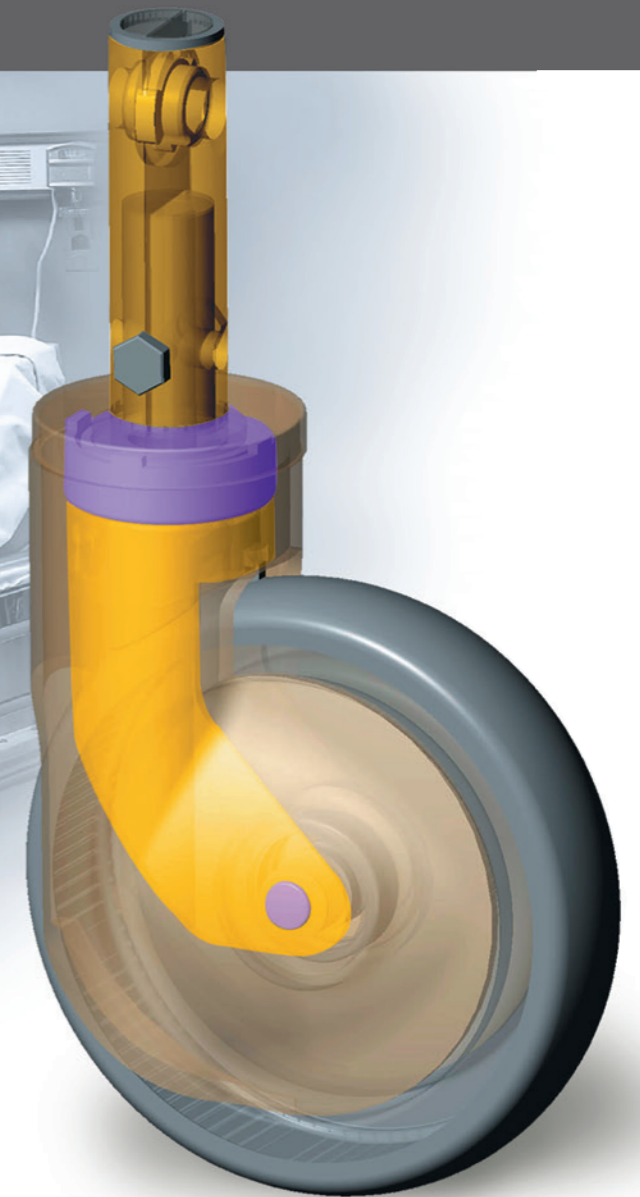
Our Central Locking Bed Castors fulfill all criteria prerequisite of first class health care system. Besides easy to install and operate, they are quiet in motion, less machine-like and obtrusive, portraying a more relax atmosphere to the hospital environment.

CL

Central Locking Bed Castors

Application:
Castors for home care and hospital beds.

Size Available:
100x32, 125x32, 150x32, 200x32mm



Pressed steel yoke with precision ball bearing swivel head, zinc-chromatized plating or powder coating finish available



CLB Central locking brake
Various locking functions actuated by means of different cam position, interconnected by hex rod and change lever.

Stem size
Ø 28x98.5, 45°x2
(see P148 - R99)

Types available
A Total lock / Free / Dir. lock
B Total lock / Free
C Dir. lock / Free
D Free swivel

TPR Wheel Plastic hub, grey color thermoplastic rubber tire

Brake type	mm	mm	mm	mm	mm	mm	mm	mm	mm	kg	Code
A Total lock / Free / Dir. lock	100	32		28.0	98.5	19.0	M8x1.25	36.0	142.0	80	Y420R99/W403
	125	32		28.0	98.5	19.0	M8x1.25	39.0	164.0	100	Y520R99/W503
	125	32		28.0	98.5	19.0	M8x1.25	39.0	164.0	100	Y520R99/W503U
	150	32		28.0	98.5	19.0	M8x1.25	50.0	192.5	120	Y620R99/W603U
	200	32		28.0	98.5	19.0	M8x1.25	57.5	240.0	120	Y820R99/W803U-CR*
B Total lock / Free	100	32		28.0	98.5	19.0	M8x1.25	36.0	142.0	80	Y422R99/W403
	125	32		28.0	98.5	19.0	M8x1.25	39.0	164.0	100	Y522R99/W503
	125	32		28.0	98.5	19.0	M8x1.25	39.0	164.0	100	Y522R99/W503U
	150	32		28.0	98.5	19.0	M8x1.25	50.0	192.5	120	Y622R99/W603U
	200	32		28.0	98.5	19.0	M8x1.25	57.5	240.0	120	Y822R99/W803U-CR*
C Dir. lock / Free	100	32		28.0	98.5	19.0	M8x1.25	36.0	142.0	80	Y420DR99/W403
	125	32		28.0	98.5	19.0	M8x1.25	39.0	164.0	100	Y520DR99/W503
	125	32		28.0	98.5	19.0	M8x1.25	39.0	164.0	100	Y520DR99/W503U
	150	32		28.0	98.5	19.0	M8x1.25	50.0	192.5	120	Y620DR99/W603U
	200	32		28.0	98.5	19.0	M8x1.25	57.5	240.0	120	Y820DR99/W803U-CR*
D Free swivel	100	32		28.0	45.0	19.0	M8x1.25	36.0	142.0	80	Y421R9/W403
	125	32		28.0	45.0	19.0	M8x1.25	39.0	164.0	100	Y521R9/W503
	125	32		28.0	45.0	19.0	M8x1.25	39.0	164.0	100	Y521R9/W503U
	150	32		28.0	45.0	19.0	M8x1.25	50.0	192.5	120	Y621R9/W603U
	200	32		28.0	45.0	19.0	M8x1.25	57.5	240.0	120	Y821R9/W803U-CR*

* In bright chrome finish

TPR/AS Wheel Conductive wheels are also available

	Code
100 x 32mm	W403-AS
125 x 32mm	W503-AS
125 x 32mm	W503U-AS
150 x 32mm	W603U-AS
200 x 32mm	W803U-AS

Plastic hub and threadguards, grey color conductive thermoplastic rubber tire



Electrical Resistance ≤ 10⁴ Ω

TPU Wheel Plastic hub, grey color polyurethane tire

Brake type	mm	mm	mm	mm	mm	mm	mm	mm	mm	kg	Code
A Total lock / Free / Dir. lock	100	32		28.0	98.5	19.0	M8x1.25	36.0	142.0	80	Y420R99/W400E
	125	32		28.0	98.5	19.0	M8x1.25	39.0	164.0	100	Y520R99/W501E
	125	32		28.0	98.5	19.0	M8x1.25	39.0	164.0	100	Y520R99/W501UX*
	150	32		28.0	98.5	19.0	M8x1.25	50.0	192.5	120	Y620R99/W600E
	150	32		28.0	98.5	19.0	M8x1.25	50.0	192.5	120	Y620R99/W600E
B Total lock / Free	100	32		28.0	98.5	19.0	M8x1.25	36.0	142.0	80	Y422R99/W400E
	125	32		28.0	98.5	19.0	M8x1.25	39.0	164.0	100	Y522R99/W501E
	125	32		28.0	98.5	19.0	M8x1.25	39.0	164.0	100	Y522R99/W501UX*
	150	32		28.0	98.5	19.0	M8x1.25	50.0	192.5	120	Y622R99/W600E
	150	32		28.0	98.5	19.0	M8x1.25	50.0	192.5	120	Y622R99/W600E
C Dir. lock / Free	100	32		28.0	98.5	19.0	M8x1.25	36.0	142.0	80	Y420DR99/W400E
	125	32		28.0	98.5	19.0	M8x1.25	39.0	164.0	100	Y520DR99/W501E
	125	32		28.0	98.5	19.0	M8x1.25	39.0	164.0	100	Y520DR99/W501UX*
	150	32		28.0	98.5	19.0	M8x1.25	50.0	192.5	120	Y620DR99/W600E
	150	32		28.0	98.5	19.0	M8x1.25	50.0	192.5	120	Y620DR99/W600E
D Free swivel	100	32		28.0	45.0	19.0	M8x1.25	36.0	142.0	80	Y421R9/W400E
	125	32		28.0	45.0	19.0	M8x1.25	39.0	164.0	100	Y521R9/W501E
	125	32		28.0	45.0	19.0	M8x1.25	39.0	164.0	100	Y521R9/W501UX*
	150	32		28.0	45.0	19.0	M8x1.25	50.0	192.5	120	Y621R9/W600E
	150	32		28.0	45.0	19.0	M8x1.25	50.0	192.5	120	Y621R9/W600E

* Wheel with metal threadguards (see P014)

Options:

1. Metal threadguards available to 100, 125, 150mm wheels, add suffix "X" to Catis code, e.g. Y520R99/W503 → Y520R99/W503X
2. Ivory color powder coating finish available to all size with metal threadguards only, add suffix "-IV" to Catis code, e.g. Y520R99/W503X → Y520R99/W503X-IV



Pressed steel yoke with precision ball bearing swivel head; aesthetic ABS cover, zinc-chromatized plating



CLB Central locking brake
Various locking functions actuated by means of different cam position, interconnected by hex rod and change lever.

Stem size
Ø 28x98.5, 45°x2
(see P148 - R99)

Types available
A Total lock / Free / Dir. lock
B Total lock / Free
C Dir. lock / Free
D Free swivel

TPR Wheel Plastic hub, grey color thermoplastic rubber tire

Brake type	mm	mm	mm	mm	mm	mm	mm	mm	mm	kg	Code	
A Total lock / Free / Dir. lock	125	32		28.0	98.5	19.0	M8x1.25	39.0	164.0	100	DC520R99/W502	
	125	32		28.0	98.5	19.0	M8x1.25	39.0	164.0	100	DC520R99/W503U	
B Total lock / Free	125	32		28.0	98.5	19.0	M8x1.25	39.0	164.0	100	DC522R99/W502	
	125	32		28.0	98.5	19.0	M8x1.25	39.0	164.0	100	DC522R99/W503U	
C Dir. lock / Free	125	32		28.0	98.5	19.0	M8x1.25	39.0	164.0	100	DC520DR99/W502	
	125	32		28.0	98.5	19.0	M8x1.25	39.0	164.0	100	DC520DR99/W503U	
D Free swivel	125	32		28.0	45.0	19.0	M8x1.25	39.0	164.0	100	DC521R9/W502	
	125	32		28.0	45.0	19.0	M8x1.25	39.0	164.0	100	DC521R9/W503U	

TPU Wheel Plastic hub, grey color polyurethane tire

Brake type	mm	mm	mm	mm	mm	mm	mm	mm	mm	kg	Code	
A Total lock / Free / Dir. lock	125	32		28.0	98.5	19.0	M8x1.25	39.0	164.0	100	DC520R99/W501	
	125	32		28.0	98.5	19.0	M8x1.25	39.0	164.0	100	DC522R99/W501	
B Total lock / Free	125	32		28.0	98.5	19.0	M8x1.25	39.0	164.0	100	DC522R99/W501	
	125	32		28.0	98.5	19.0	M8x1.25	39.0	164.0	100	DC520DR99/W501	
C Dir. lock / Free	125	32		28.0	98.5	19.0	M8x1.25	39.0	164.0	100	DC520DR99/W501	
	125	32		28.0	98.5	19.0	M8x1.25	39.0	164.0	100	DC521R9/W501	
D Free swivel	125	32		28.0	45.0	19.0	M8x1.25	39.0	164.0	100	DC521R9/W501	
	125	32		28.0	45.0	19.0	M8x1.25	39.0	164.0	100	DC521R9/W501	

TPR/AS Wheel Conductive wheels are also available

Add suffix "-AS" to Catis code, e.g. DC520R99/W502-AS
Electrical Resistance ≤ 10⁴ Ω

Pressed steel yoke with precision ball bearing swivel head; aesthetic ABS cover, zinc-chromatized plating

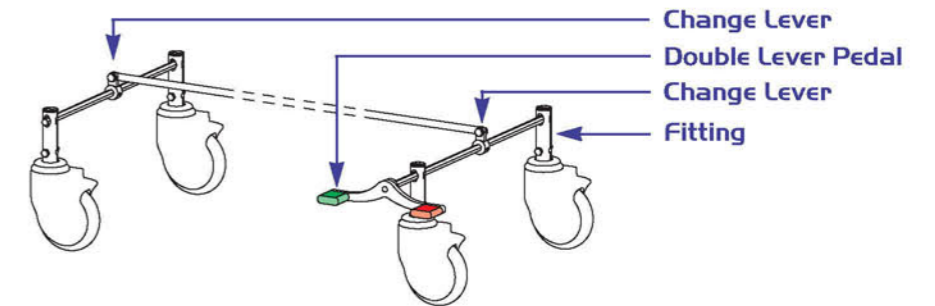
Option: Cam position with 30° actuating angle is available (see P148); to order, replace R99 with R66, e.g. Y690R99/W603U → Y690R66/W603U; same for free swivel, replace R9 with R69



CLB Central locking brake
Various locking functions actuated by means of different cam position, interconnected by hex rod and change lever.

Stem size
Ø 28x98.5, 45°x2
Ø 32x50.0, 30°x2
(see P148 R99 R66)

Types available
A Total lock / Free / Dir. lock
B Total lock / Free
C Dir. lock / Free
D Free swivel



TPR Wheel Plastic hub, grey color thermoplastic rubber tire

Brake type	mm	mm	mm	mm	mm	mm	mm	mm	mm	kg	Code
A Total lock / Free / Dir. lock	125	32		28.0	98.5	19.0	M8x1.25	39.0	165.0	100	Y590R99/W503U
	150	32		28.0	98.5	19.0	M8x1.25	40.0	189.0	120	Y690R99/W603U
	200	32		28.0	98.5	19.0	M8x1.25	52.0	237.0	120	Y890R99/W803U
B Total lock / Free	125	32		28.0	98.5	19.0	M8x1.25	39.0	165.0	100	Y592R99/W503U
	150	32		28.0	98.5	19.0	M8x1.25	40.0	189.0	120	Y692R99/W603U
	200	32		28.0	98.5	19.0	M8x1.25	52.0	237.0	120	Y892R99/W803U
C Dir. lock / Free	125	32		28.0	98.5	19.0	M8x1.25	39.0	165.0	100	Y590DR99/W503U
	150	32		28.0	98.5	19.0	M8x1.25	40.0	189.0	120	Y690DR99/W603U
	200	32		28.0	98.5	19.0	M8x1.25	52.0	237.0	120	Y890DR99/W803U
D Free swivel	125	32		28.0	45.0	19.0	M8x1.25	39.0	165.0	100	Y591R9/W503U
	150	32		28.0	45.0	19.0	M8x1.25	40.0	189.0	120	Y691R9/W603U
	200	32		28.0	45.0	19.0	M8x1.25	52.0	237.0	120	Y891R9/W803U

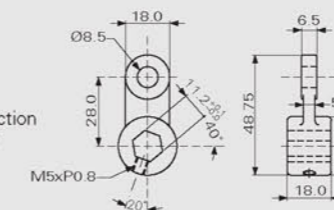
TPR/AS Wheel Conductive wheels are also available

Add suffix "-AS" to Catis code, e.g. Y590R99/W503U-AS
Electrical Resistance ≤ 10⁴ Ω

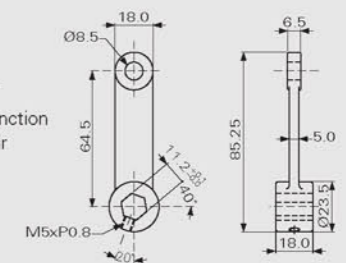
Change Lever



CV28
28mm Change Lever
to transfer the function to the second pair of castors



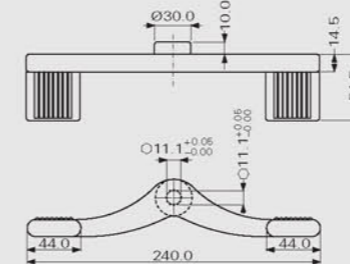
CV65
65mm Change Lever
to transfer the function to the second pair of castors



Double Lever Pedal

PD230

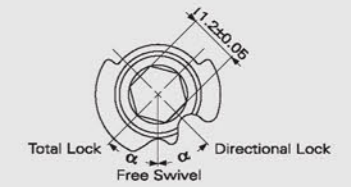
Al-Alloy pedal



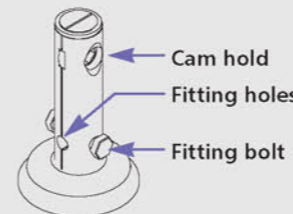
Cam Position



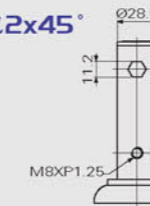
Cam Position
α Actuating angle
R99 2x45°
R66 2x30°



Fitting



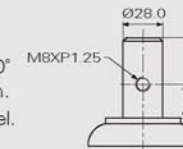
α2x45°



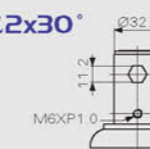
Fitting R99

Stem fitting for 28mm internal tube diameter.
4xM8 threaded fitting holes at 90° to each other for easy installation.
Cam hold 90° to direction of travel.

Fitting R9



α2x30°



Fitting R66

Stem fitting for 32mm internal tube diameter.
4xM6 threaded fitting holes at 90° to each other for easy installation.
Cam hold 90° to direction of travel.

Fitting R69

