

BB-TEK

Bi-brake Castors

Our patented BB-Tek is a star creation of Catis and a pride of Taiwan.


Incorporated into the same castor are two locking functions unseen in the trade, that is Total Locking and Directional Locking combined in one unit. Its simplicity in use and reliability is unmatched by any castor made, and has been most favored by medical appliances manufacturers and high-tech industry in the world.

With a slight touch of pedal, you can lock the swivel head and moves straight ahead. Likewise, you can choose to unlock the wheel for lateral movement, or another tap to have the equipment firmly parked.

All carried out at the tip of the toe.

Application:
Medical diagnostic machines;
hi-tech apparatus.

Size Available:
125x32, 150x40mm



BB-TEK

Two In One Bi-Brake Castors

Revision A/2006

Pressed steel, zinc-chromatized swivel yoke, precision ball bearing at axle, aesthetic ABS covers; for 125mm wheel, double ballrace swivel head; for 150mm wheel, precision ball bearing at swivel head; patented bi-brake design provides total locking and directional locking in one system



BB Two In One Bi-Brake System

Two locking functions, Directional and Total Lock incorporated into a single castor. When straight-line tracking is required, simply engage the Directional Lock (green pedal); switching to safe parking is equally easy with a single tap of the Total Lock (red pedal). Unleash all locks for lateral movement and easy maneuvering in tight space and turning corners.

P Top Plate Fitting

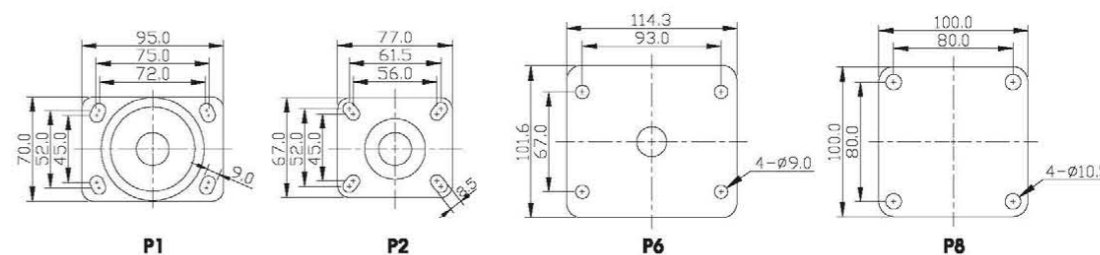
TPR Wheel Plastic hub, grey color thermoplastic rubber tire

Brake type	mm	mm	mm	mm	mm	mm	mm	mm	kg	Code
BB Bi-Brake	125	32	95 x 70	75 x 52 / 72 x 45	9.0	39.0	161.0	100		TS125BP1/W502U
	125	32	77 x 67	61.5 x 52 / 56 x 45	8.5	39.0	161.0	100		TS125BP2/W502U
	150	40	114.3 x 101.6	93 x 67	9.0	46.0	196.5	150		TS150BP6/W630U
	150	40	100 x 100	80 x 80	10.0	46.0	196.5	150		TS150BP8/W630U

P Top Plate Fitting

TPU Wheel Plastic hub, grey color polyurethane tire

Brake type	mm	mm	mm	mm	mm	mm	mm	mm	kg	Code
BB Bi-Brake	125	32	95 x 70	75 x 52 / 72 x 45	9.0	39.0	161.0	100		TS125BP1/W501U
	125	32	77 x 67	61.5 x 52 / 56 x 45	8.5	39.0	161.0	100		TS125BP2/W501U



ARB Wheel Al-alloy hub, grey color high elastic rubber tire

Brake type	mm	mm	mm	mm	mm	mm	mm	mm	kg	Code
BB Bi-Brake	125	32	95 x 70	75 x 52 / 72 x 45	9.0	39.0	161.0	100		TS125BP1/W529U
	125	32	77 x 67	61.5 x 52 / 56 x 45	8.5	39.0	161.0	100		TS125BP2/W529U
	150	40	114.3 x 101.6	93 x 67	9.0	46.0	196.5	150		TS150BP6/W640U
	150	40	100 x 100	80 x 80	10.0	46.0	196.5	150		TS150BP8/W640U

BB-TEK

Two In One Bi-Brake Castors

Revision A/2006

Pressed steel, zinc-chromatized swivel yoke, precision ball bearing at axle, aesthetic ABS covers; for 125mm wheel, double ballrace swivel head; for 150mm wheel, precision ball bearing at swivel head; patented bi-brake design provides total locking and directional locking in one system



BB Two In One Bi-Brake System

Two locking functions, Directional and Total Lock incorporated into a single castor. When straight-line tracking is required, simply engage the Directional Lock (green pedal); switching to safe parking is equally easy with a single tap of the Total Lock (red pedal). Unleash all locks for lateral movement and easy maneuvering in tight space and turning corners.

R Round Stem

TPR Wheel Plastic hub, grey color thermoplastic rubber tire

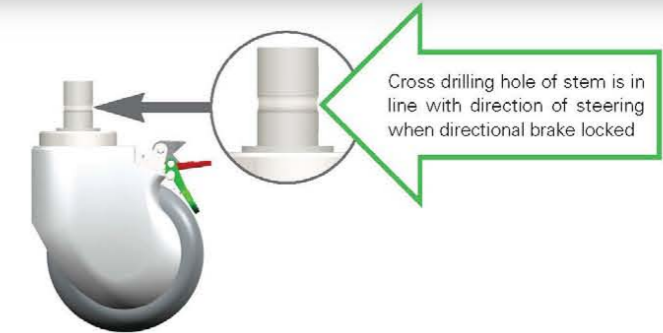
Brake type	mm	mm		mm	mm	mm	mm	mm	mm	kg	Code
BB Bi-Brake	125	32		22.0	45.0	19.0	M8x1.25	39.0	161.0	100	TS125BR8/W502U
	125	32		28.0	45.0	19.0	M8x1.25	39.0	161.0	100	TS125BR9/W502U
	125	32		25.6	45.0	19.0	M8x1.25	39.0	161.0	100	TS125BR16/W502U
BB Bi-Brake	150	40		22.0	45.0	19.0	M8x1.25	46.0	196.5	150	TS150BR8/W630U
	150	40		28.0	45.0	19.0	M8x1.25	46.0	196.5	150	TS150BR9/W630U
	150	40		25.6	45.0	19.0	M8x1.25	46.0	196.5	150	TS150BR16/W630U



R Round Stem

TPU Wheel Plastic hub, grey color polyurethane tire

Brake type	mm	mm		mm	mm	mm	mm	mm	mm	kg	Code
BB Bi-Brake	125	32		22.0	45.0	19.0	M8x1.25	39.0	161.0	100	TS125BR8/W501U
	125	32		28.0	45.0	19.0	M8x1.25	39.0	161.0	100	TS125BR9/W501U
	125	32		25.6	45.0	19.0	M8x1.25	39.0	161.0	100	TS125BR16/W501U



ARB Wheel Al-alloy hub, grey color high elastic hubber tire

Brake type	mm	mm		mm	mm	mm	mm	mm	mm	kg	Code
BB Bi-Brake	125	32		22.0	45.0	19.0	M8x1.25	39.0	161.0	100	TS125BR8/W529U
	125	32		28.0	45.0	19.0	M8x1.25	39.0	161.0	100	TS125BR9/W529U
	125	32		25.6	45.0	19.0	M8x1.25	39.0	161.0	100	TS125BR16/W529U
BB Bi-Brake	150	40		22.0	45.0	19.0	M8x1.25	46.0	196.5	150	TS150BR8/W640U
	150	40		28.0	45.0	19.0	M8x1.25	46.0	196.5	150	TS150BR9/W640U
	150	40		25.6	45.0	19.0	M8x1.25	46.0	196.5	150	TS150BR16/W640U

