

9 850 DUAL WHEEL KINGPINLESS CASTERS



20,000 LBS. LOAD CAPACITY KINGPINLESS TYPE CASTERS

- **Raceway Design:** Patented Kingpinless single ball bearing precision machined raceway hardened to 53 Rockwell C minimum. Swivel section features a 3" diameter raceway with 1/2" ball bearings. The notched yoke is standard.
- **Finish:** Laguna Blue paint.
- **Yoke Base:** Harden C1040 steel.
- **Legs:** 3/8" formed steel. Center leg support is added for increased strength.
- **Wheels:** All wheels are 3 and 4" wide with precision bearings for minimal maintenance.
- **Axle:** 3/4" and 1" bolt, locking nut and lubrication fittings.
- Alternate or custom caster configurations available.

BRAKE OPTIONS

CWB Cam Wheel Brake

SWIVEL RIG OPTIONS

HT High Temperature Lubrication

LT Low Temperature Lubrication

DSL Demountable Swivel Lock

SL Swivel Lock

SR Sealed Swivel Raceway

TG Thread Guard

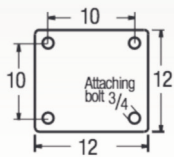
TYPICAL APPLICATIONS

- Custom applications
- Towable transportation equipment
- Aircraft wing jack and dollies
- Aircraft assembly fixtures
- Aircraft work platform stands

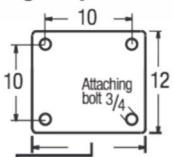
To order a rigid caster, change the "S" to "R" in the model number. Dimensions shown are nominal. If precise dimensions are required, consult Acorn™. For approximate weight of our rigid casters, deduct 3.9 pounds.

MOUNTING OPTION

Swivel Top Plate



Rigid Top Plate



—10" for 3" Wide Wheels

—15-3/8" for 4 to 5" Wide Wheels

—17-1/4" for 6" Wide Wheels

—23-1/4" for 9" Wide Wheels

SWIVEL CROSS SECTION



TOP PLATE: (STANDARD)


Plate Size: 6-1/4" x 7-1/2"

Bolt Holes: 4-1/2" x 6"
slotted to
4-1/8" x 6-1/8"

Bolt Size: 1/2"

**NYLACRON™ WHEELS
PRECISION BALL BEARINGS
NY/MD**

- Precision Machined from Cast Polyamide. Hardness 112-120 Rockwell R.
- Ultimate choice for Extremely High Load applications to replace metallic wheels.
- Offer very high abrasion resistance and very low rolling resistance under extreme loads.
- Resistant to salt, grease, alcohol and mild acids - can be used in corrosive applications with appropriate bearings.
- Large Precision Ball Bearings.
- Temperature Range: -40°F to +270°F.



Part Number Swivel Caster	Part Number Rigid Caster	Wheel Diameter (inch)	Tread Width (inch)	Load Capacity (lbs)	Overall Height (inch)	Swivel Part Number Add B, P, PL, R or T*	
						Swivel Lead (inch)	Wt. (lbs)
850S63NYMD	850R63NYMD	6	3	20,000	8-3/4	1-9/16	32
850S83NYMD	850R83NYMD	8	3	20,000	10-3/4	2-1/16	35
850S1030NYMD	850R1030NYMD	10	3	20,000	12-3/4	2-9/16	40
850S1230NYMD	850R1230NYMD	12	3	20,000	15-1/2	3-7/16	42
850S84NYMD	850R84NYMD	8	4	20,000	10-3/4	2-1/16	42
850S1040NYMD	850R1040NYMD	10	4	20,000	12-3/4	2-9/16	44
850S1020NYMD	850R1020NYMD	12	4	20,000	15-1/2	3-7/16	52



Nylacron™ Wheels

With Precision Ball Bearings for Any Application
(also available in black, blue, white & red)

Nylacron™ wheels with proper sized precision bearings are made to fit in any rig hub length and axle size. Nylacron™ wheels have greater load capacity ratings with better rollability while requiring less maintenance and have longer life.

**SEE NYLACRON™ WHEEL SECTION
FOR CUSTOM SIZES & SHAPES.**